



# Club Health Assessment for District 201N1 through November 2025

			Status	Membership						Reports				Finance		LCIF
Club Number	Club Name	Charter Date	Times in Status Quo in Past 2 Years	Current Member Count **	YTD Members Added	YTD Members Dropped	YTD Net Growth% ***	Member Count 1 Year Ago	Dropped Members Avg.Length of Service	Months Since Membership Update	Current Officers Reported ****	Current President Repeated Term	VP Reported *****	Last Date Reported Service (mm/yyyy)	Account Balance	YTD Donations
Clubs more than two years old																
22385	ARMIDALE	09/29/1955	Active	15	0	0	0.00%	15		0	Y	3		09/2024		
34679	ARMIDALE DUMARESQ	11/29/1977	Active	38	1	1	0.00%	38	1	2	Y		N	11/2025		\$326.77
	Exc Award (06/30/2021)															
54981	ARMIDALE DUVAL	10/21/1993	Active	12	0	0	0.00%	12		8	Y		N	05/2025		
22386	ASHFORD	02/18/1970	Active	6	0	0	0.00%	5		7	Y			11/2023		
104943	AUSTRALIAN LIONSONOZ	03/11/2009	Active	25	0	3	-10.71%	34	30	0	Y		N	11/2025		\$32.87
	Exc Award (06/30/2021, 06/30/2022, 06/30/2023)															
133404	Australian Online & Travellers	01/03/2018	Active	23	1	0	4.55%	21		4	Y		N	11/2025		
31369	BARRABA	11/20/1975	Active	14	1	1	0.00%	14	5	2	Y	3		06/2025		
22387	BELLINGEN	08/25/1954	Active	10	0	4	-28.57%	16	14	0	Y		N	11/2025		
	Exc Award (06/30/2023)															
35813	BINGARA	06/23/1978	Active	16	0	0	0.00%	16		7	Y	2	N	06/2025		
22390	BOGGABRI	04/25/1972	Active	14	3	16	-48.15%	26	8	2	Y			08/2025		
54575	BONVILLE SAWTELL	06/09/1993	Active	20	0	0	0.00%	20		3	Y	3		03/2025		\$653.55
45170	BUNDARRA	06/14/1985	Active	18	0	1	-5.26%	19	7	1	Y	3		11/2025		
141815	Clarence - Environment	06/29/2020	Active	23	2	0	9.52%	29		1	Y	2		10/2025	90+ Days	
22395	COFFS HARBOUR	04/27/1953	Active	18	2	1	5.88%	18	1	1	Y		IP	11/2025		\$653.55
	Exc Award (06/30/2023)															
30933	COFFS HARBOUR PACIFIC CITY	06/13/1975	Active	10	0	0	0.00%	11		5	Y	5	R	02/2025		
41554	COLLARENEBRI	06/22/1982	Active	7	0	2	-22.22%	10	11	0	Y	2		10/2025		
22397	DORRIGO PLATEAU	05/02/1968	Active	14	4	1	27.27%	11	0	0	Y	3		11/2025		
22398	FORSTER TUNCURRY	04/05/1961	Active	36	3	0	9.09%	35		3	Y		N	10/2025		
	Exc Award (06/30/2018, 06/30/2022)															
22399	GLEN INNES	10/23/1953	Active	21	0	5	-19.23%	29	10	0	Y	2	N	11/2025		\$326.77
	Exc Award (06/30/2023)															
143629	Glen Innes Highlands Lioness	11/19/2020	Active(1)	12	1	2	-7.69%	14	3	3	Y	2		09/2025		
22402	GRAFTON	09/24/1953	Active	13	1	0	8.33%	11		4	Y	7		08/2025		
22403	GUNNEDAH	09/23/1958	Active	19	1	1	0.00%	18	29	4	Y		N	10/2025	90+ Days	



# Club Health Assessment for District 201N1 through November 2025

			Status	Membership						Reports				Finance	LCIF	
Club Number	Club Name	Charter Date	Times in Status Quo in Past 2 Years	Current Member Count **	YTD Members Added	YTD Members Dropped	YTD Net Growth% ***	Member Count 1 Year Ago	Dropped Members Avg.Length of Service	Months Since Membership Update	Current Officers Reported ****	Current President Repeated Term	VP Reported *****	Last Date Reported Service (mm/yyyy)	Account Balance	YTD Donations
22404	GUYRA	12/08/1970	Active	10	0	0	0.00%	11		6	Y			01/2025		
50461	HALLIDAYS POINT	04/19/1990	Active	44	14	3	33.33%	30	2	2	Y			12/2023		\$980.32
	Exc Award (06/30/2017)															
32630	HARRINGTON	07/06/1976	Active	29	3	2	3.57%	28	7	1	Y		R	10/2025		
	Exc Award (06/30/2017, 06/30/2020, 06/30/2021, 06/30/2022)															
22407	INVERELL	10/19/1953	Active	21	5	3	10.53%	19	0	0	N	2		09/2025		
36497	INVERELL MACINTYRE	01/18/1979	Active	29	1	2	-3.33%	39	1	1	Y	2	N	08/2025		
	Exc Award (06/30/2018)															
22409	KEMPSEY	12/12/1957	Active	6	0	1	-14.29%	7	52	4	Y	3		11/2025		
59460	KOOTINGAL	05/05/1997	Active	28	1	0	3.70%	26		0	Y		N	11/2025		\$328.68
	Exc Award (06/30/2024)															
108094	LAKE CATHIE BONNY HILLS	04/13/2010	Active	8	0	0	0.00%	8		19	N	None		06/2021		
35226	MACKSVILLE	03/29/1978	Active	12	0	1	-7.69%	11	0	0	Y		N	11/2025		
	Exc Award (06/30/2025)															
45006	MACLEAN	05/02/1985	Active	16	0	3	-15.79%	18	12	0	Y	2	N	10/2025		
31053	MANILLA	06/30/1975	Active	21	13	0	162.50%	10		1	N	None		10/2025		\$326.77
36243	MANNING RIVER L C	11/22/1978	Active	29	0	2	-6.45%	35	8	2	Y	2	N	11/2025		
	Exc Award (06/30/2018, 06/30/2023)															
22414	MOREE	11/11/1954	Active	19	3	2	5.56%	21	2	0	Y			11/2025		\$980.32
22415	MURRURUNDI	07/10/1962	Active	14	1	0	7.69%	13		5	Y		N	08/2025		\$326.77
22417	NAMBUCCA HEADS	12/07/1967	Active	37	1	1	0.00%	32	1	0	Y	5	N	08/2025		
22418	NARRABRI	12/12/1963	Active	21	1	2	-4.55%	22	23	0	Y		R	04/2025		
37525	NUNDLE DISTRICT L C	09/05/1979	Active	11	2	0	22.22%	11		3	Y	5		11/2025	90+ Days	
	Exc Award (06/30/2018)															
32385	OLD BAR	06/15/1976	Active	8	2	5	-27.27%	10	3	3	Y	2		06/2025		
117294	ORARA VALLEY	06/21/2012	Active	28	9	0	47.37%	19		0	Y	3	N	11/2025	90+ Days	
22422	PORT MACQUARIE	06/17/1959	Active	30	3	1	7.14%	28	38	0	Y	2	N	11/2025	90+ Days	
59960	PORT MACQUARIE TACKING POINT	09/15/1997	Active	38	6	1	15.15%	37	10	0	Y		N	11/2025		
36402	PREMER & DISTRICT L C	12/29/1978	Active	12	0	0	0.00%	12		8	Y	4		06/2024		



## Club Health Assessment for District 201N1 through November 2025

			Status	Membership						Reports				Finance	LCIF	
Club Number	Club Name	Charter Date	Times in Status Quo in Past 2 Years	Current Member Count **	YTD Members Added	YTD Members Dropped	YTD Net Growth***	Member Count 1 Year Ago	Dropped Members Avg.Length of Service	Months Since Membership Update	Current Officers Reported ****	Current President Repeated Term	VP Reported *****	Last Date Reported Service (mm/yyyy)	Account Balance	YTD Donations
22424	QUIRINDI	11/16/1967	Active	16	1	1	0.00%	22	3	0	Y			10/2025		\$261.42
	Exc Award (06/30/2017)															
41555	SOUTH TAMWORTH	06/02/1982	Cancelled(6*)	0	0	0	0.00%	17		5	N	None		06/2025		
22432	TAMWORTH	08/18/1956	Active	37	2	2	0.00%	38	51	2	Y		N	10/2025		
143762	Tamworth City	12/04/2020	Active	29	2	3	-3.33%	32	5	0	Y			05/2024		
	Exc Award (06/30/2023)															
29593	TAMWORTH PEEL VALLEY	06/27/1974	Active	24	7	1	33.33%	25	51	0	Y		R	11/2025		\$651.13
	Exc Award (06/30/2017, 06/30/2018)															
22433	TAREE	09/22/1954	Active	53	7	3	8.16%	59	5	2	Y		N	09/2025		
119440	URALLA	05/31/2013	Active(1)	5	0	0	0.00%	8		7	Y	3		02/2025		
121845	Urunga	04/28/2014	Active	14	0	2	-12.50%	16	7	1	Y	2	N	11/2025		
	Exc Award (06/30/2017, 06/30/2020)															
37374	VALLA	06/20/1979	Active	10	1	0	11.11%	9		4	Y	4		08/2025		\$464.00
	Exc Award (06/30/2017)															
22442	WALCHA	10/14/1957	Active	13	0	0	0.00%	15		6	Y	2		10/2025		
125689	Warialda	08/25/2015	Active	9	0	1	-10.00%	7	5	1	Y	3	N	10/2025		
22445	WAUCHOPE	02/19/1968	Active	17	2	1	6.25%	16	13	0	Y			09/2025		\$99.74
35227	WEE WAA	03/06/1978	Active	22	3	1	10.00%	19	4	2	Y			05/2025		
34468	WERRIS CREEK	09/07/1977	Active	28	3	2	3.70%	25	15	1	Y		N	10/2025		
45007	WILLOW TREE	05/02/1985	Active	8	0	0	0.00%	8		7	Y	10		07/2022		
32830	WOOLGOOLGA	10/11/1976	Active	20	2	0	11.11%	19		3	Y		N	10/2025		
	Exc Award (06/30/2020)															
29152	YAMBA	04/03/1974	Active	11	1	2	-8.33%	12	6	2	Y	4		11/2025		

Clubs Cancelled Previous Fiscal Year – Clubs Cancelled within last 12 months may be reinstated

Club Number	Club Name	Charter Date	Current Status*	Cancellation Date
29591	BOWRAVILLE	06/27/1974	Cancelled(6*)	08/29/2024



## Club Health Assessment for District 201N1 through November 2025

INTERNATIONAL

						Status		Membership					Reports				Finance		LCIF
						Times in Status Quo in Past 2 Years		Current Member Count **	YTD Members Added	YTD Members Dropped	YTD Net Growth***	Member Count 1 Year Ago	Dropped Members Avg.Length of Service	Months Since Membership Update	Current Officers Reported ****	Current President Repeated Term	VP Reported *****	Last Date Reported Service (mm/yyyy)	Account Balance
Club Number	Club Name		Charter Date																
Current Total Clubs Count	YTD New Clubs Count	YTD Cancelled Clubs Count	YTD Net Club Gain	Current Total Members Count	YTD Add	YTD Drop	YTD Net Growth	Member Count 12 Months Ago	Average Member Count Per Club	% of Clubs with less than 20 members	% No Officer Report in 12 Months	% of Clubs with balance 90+ days	Number of Clubs in Status Quo	% Status Quo Clubs in Financial Suspension	Number of Cancelled Clubs	Average Cancelled Club Age	Members Lost Due to Cancellation	% of Clubs Cancelled for Non-Financial Reasons	
60	0	1	-1	1,171	116	86	30	2.63%	1,216	20	57%	0%	8%	0	0%	1	93	0	100%

\* - P - Priority Club. Cancellation Reasons: 1-Objectives/conduct, 2-Non-active club, 5-Non-existing club, 6-Disbanding, 7-Merger, 8-Financial Suspension, 9-District/Multiple District Dues.

\*\* Red denotes below 15 active members.

\*\*\* Red denotes 20% + loss.

\*\*\*\* Y - all 3 (President, Secretary, Treasurer) club officers reported, N - not all 3 reported.

\*\*\*\*\* Abbreviation: N-New, IP-Immediate Past, R-Repeat.



# Club Health Assessment for District 201N2 through November 2025

			Status	Membership						Reports				Finance		LCIF
Club Number	Club Name	Charter Date	Times in Status Quo in Past 2 Years	Current Member Count **	YTD Members Added	YTD Members Dropped	YTD Net Growth% ***	Member Count 1 Year Ago	Dropped Members Avg.Length of Service	Months Since Membership Update	Current Officers Reported ****	Current President Repeated Term	VP Reported *****	Last Date Reported Service (mm/yyyy)	Account Balance	YTD Donations
Clubs less than two years old																
180392	Shellharbour Community	01/14/2025	Active	24	4	3	4.35%	0	1	0	Y	2		06/2025		
Clubs more than two years old																
22277	AUSTINMER/THIRROUL	05/28/1959	Active	29	2	1	3.57%	27	0	3	Y	7	R	11/2025		\$653.55
22280	BATEMAN'S BAY	05/12/1971	Active	23	1	1	0.00%	24	22	1	Y	2		11/2025		
	Exc Award (06/30/2021)															
22455	BEGA	11/28/1960	Active	15	0	0	0.00%	15		9	Y	3	N	10/2025		
22454	BEMBOKA	01/27/1966	Active	5	0	5	-50.00%	12	4	0	Y	2		09/2025		
44079	BERMAGUI & DISTRICT	06/28/1984	Cancelled(6*)	0	0	0	0.00%	4		5	N	None		02/2024		
	Exc Award (06/30/2016)															
29391	BERRIDALE	05/29/1974	Active	10	0	5	-33.33%	14	5	0	Y	2		12/2021		
22282	BOMADERRY NOWRA INC	05/12/1971	Active	35	2	1	2.94%	33	34	0	Y	3	R	05/2025		
	Exc Award (06/30/2024)															
22457	BOMBALA	06/04/1970	Active	19	0	0	0.00%	20		5	Y	2		06/2025		\$326.77
	Exc Award (06/30/2024)															
60856	BOWNING & DISTRICTS	06/04/1998	Active	8	0	0	0.00%	8		3	Y	5		04/2024		
22285	BOWRAL	05/10/1961	Active	8	1	0	14.29%	7		0	N	None		02/2025		
22458	BRAIDWOOD	07/27/1965	Active	23	0	0	0.00%	22		5	Y			07/2025		\$653.55
	Exc Award (06/30/2024)															
51007	BUNDANOON	10/18/1990	Active	15	0	0	0.00%	14		9	Y	2		11/2025		
146621	Bungendore & District	06/08/2021	Active	24	6	1	26.32%	17	5	0	Y		N	06/2025	90+ Days	
22288	CABRAMATTA CABRA-VALE	09/23/1969	Active	20	13	0	185.71%	14		1	Y	2		07/2024		
22289	CAMDEN	05/16/1961	Active	12	4	2	20.00%	13	0	0	Y	12		11/2025		
140592	Camden Lioness	01/02/2020	Active	23	2	0	9.52%	20		1	Y	4		11/2025		\$787.40
45425	CAMPBELLTOWN CITY	10/08/1985	Active	28	11	0	64.71%	18		1	Y			11/2025		
22461	CANBERRA BELCONNEN	11/30/1970	Active	44	1	0	2.33%	40		2	Y		N	07/2025		\$65.35
	Exc Award (06/30/2017, 06/30/2023)															
52733	CANBERRA BRINDABELLA	03/18/1992	Active	20	0	0	0.00%	21		6	Y		N	08/2025		
	Exc Award (06/30/2017, 06/30/2018, 06/30/2022, 06/30/2024)															



## Club Health Assessment for District 201N2 through November 2025

			Status	Membership						Reports				Finance	LCIF	
Club Number	Club Name	Charter Date	Times in Status Quo in Past 2 Years	Current Member Count **	YTD Members Added	YTD Members Dropped	YTD Net Growth% ***	Member Count 1 Year Ago	Dropped Members Avg.Length of Service	Months Since Membership Update	Current Officers Reported ****	Current President Repeated Term	VP Reported *****	Last Date Reported Service (mm/yyyy)	Account Balance	YTD Donations
22460	CANBERRA CITY A.C.T. Exc Award (06/30/2018)	06/12/1958	Active	21	0	0	0.00%	22		2	Y	2	N	03/2025		
33808	CANBERRA KAMBAH Exc Award (06/30/2017, 06/30/2018, 06/30/2023)	04/29/1977	Active	33	0	0	0.00%	33		1	Y		R	11/2025		\$1,372.33
55924	CANBERRA LAKE TUGGERANONG Exc Award (06/30/2018, 06/30/2023, 06/30/2024)	06/29/1994	Active	24	5	2	14.29%	24	3	0	Y		R	07/2025		
22462	CANBERRA VALLEY Exc Award (06/30/2024)	11/28/1962	Active	26	0	0	0.00%	25		4	Y		N	11/2025		
22471	COOMA	09/24/1959	Active	42	2	1	2.44%	42	24	3	Y		N	10/2025		
22295	CORRIMAL Exc Award (06/30/2024)	04/10/1963	Active	15	0	1	-6.25%	16	2	0	Y	6		10/2025		
32968	CROOKWELL Exc Award (06/30/2016, 06/30/2021)	11/18/1976	Active	12	2	0	20.00%	11		2	Y	3		10/2025		
22294	DAPTO	11/21/1962	Active	12	1	1	0.00%	10	2	2	Y			11/2025		
22298	FIGTREE Exc Award (06/30/2020, 06/30/2021, 06/30/2022, 06/30/2024)	04/21/1965	Active	38	0	3	-7.32%	41	12	1	Y		N	11/2025		\$1,643.42
55435	GERRINGONG Exc Award (06/30/2016, 06/30/2018)	03/21/1994	Active	40	1	0	2.56%	43		3	Y		N	10/2025		
30936	GOULBURN CITY Exc Award (06/30/2019, 06/30/2020, 06/30/2024)	06/13/1975	Active	23	0	0	0.00%	23		5	Y		N	10/2025		\$79.06
67571	GUNGAHLIN Exc Award (06/30/2017, 06/30/2018)	03/25/2003	Active	22	2	0	10.00%	25		0	Y		N	11/2025		\$326.77
22481	Gunning and District Exc Award (06/30/2018, 06/30/2021)	03/25/1963	P- Active	10	1	1	0.00%	6	0	0	N			06/2025		
37375	HELENSBURGH L C	06/28/1979	Active	14	0	0	0.00%	13		8	Y	8	R	07/2025		
64566	HOLROYD CITY Exc Award (06/30/2023)	06/19/2001	Active	14	0	0	0.00%	15		6	Y	3	R	11/2025		\$1,307.10
22302	INGLEBURN Exc Award (06/30/2021, 06/30/2024)	10/23/1962	Active	26	1	0	4.00%	25		1	Y	2		09/2025		\$65.74
35819	JERVIS BAY	06/07/1978	Active	15	0	1	-6.25%	21	11	0	Y			06/2025		




# Club Health Assessment for District 201N2 through November 2025

			Status	Membership						Reports				Finance	LCIF	
Club Number	Club Name	Charter Date	Times in Status Quo in Past 2 Years	Current Member Count **	YTD Members Added	YTD Members Dropped	YTD Net Growth% ***	Member Count 1 Year Ago	Dropped Members Avg.Length of Service	Months Since Membership Update	Current Officers Reported ****	Current President Repeated Term	VP Reported *****	Last Date Reported Service (mm/yyyy)	Account Balance	YTD Donations
22485	JINDABYNE	12/05/1966	Active	24	0	1	-4.00%	25	5	1	Y	3	R	04/2025		
	Exc Award (06/30/2024)															
49974	KANGAROO VALLEY	11/20/1989	Active	18	0	1	-5.26%	18	20	1	Y	4	N	10/2025		
22303	KIAMA	03/12/1970	Active	50	0	2	-3.85%	56	24	0	Y			11/2025		
39908	MACARTHUR	05/04/1981	Active	17	1	2	-5.56%	18	23	1	Y			11/2025		
39731	MARULAN	04/08/1981	Active	10	0	0	0.00%	10		20	Y	6		03/2024		
	Exc Award (06/30/2021)															
62422	MINNAMURRA	10/14/1999	Active	39	2	2	0.00%	36	28	1	Y		N	10/2025	90+ Days	\$326.77
22314	MORUYA	08/30/1973	Active	13	2	0	18.18%	12		4	Y	6		06/2024	90+ Days	
22315	MOSS VALE	11/11/1963	Active	16	0	2	-11.11%	16	12	2	Y	2		11/2025		
	Exc Award (06/30/2016)															
48906	MURRUMBATEMAN	09/23/1988	Active	18	0	1	-5.26%	18	1	2	Y		R	11/2025		
	Exc Award (06/30/2021, 06/30/2023)															
62790	NARELLAN	02/17/2000	Active	11	2	0	22.22%	9		3	Y	2		11/2025		\$653.55
	Exc Award (06/30/2024)															
22492	NIMMITABEL	05/04/1970	Active	10	0	0	0.00%	10		41	Y			11/2021		
29660	OAK FLATS	07/15/1974	Active	22	0	0	0.00%	20		5	Y		N	11/2025		\$653.55
	Exc Award (06/30/2021)															
22496	PAMBULA-MERIMBULA	08/17/1965	Active	42	1	0	2.44%	46		4	Y			06/2025		\$589.04
	Exc Award (06/30/2016, 06/30/2018, 06/30/2021, 06/30/2022, 06/30/2023)															
22498	QUEANBEYAN	05/29/1957	Active	32	0	0	0.00%	30		4	Y			07/2025		\$653.55
126608	Shoalhaven Heads	01/28/2016	Active	12	0	1	-7.69%	15	4	0	Y	3		03/2025		
128064	South West Sydney	06/23/2016	Active	12	0	0	0.00%	12		4	N	None		08/2021		
30895	SUSSEX INLET & DISTRICT	06/10/1975	Active	19	1	0	5.56%	17		2	Y	8	R	11/2025		
64757	SYDNEY BASEBALL	10/29/2001	Active	8	0	0	0.00%	8		12	Y	12		07/2021		
22330	TAHMOOR	08/31/1972	Active	15	1	0	7.14%	15		1	Y	2	N	11/2025		\$196.85
	Exc Award (06/30/2024)															
22499	TATHRA	01/03/1974	Active	38	0	4	-9.52%	42	12	0	Y	3		10/2025		
22331	ULLADULLA MILTON	03/26/1963	Active	55	6	7	-1.79%	64	8	0	Y	2	R	08/2025		
	Exc Award (06/30/2016, 06/30/2018)															



## Club Health Assessment for District 201N2 through November 2025



			Status	Membership						Reports				Finance	LCIF	
Club Number	Club Name	Charter Date	Times in Status Quo in Past 2 Years	Current Member Count **	YTD Members Added	YTD Members Dropped	YTD Net Growth% ***	Member Count 1 Year Ago	Dropped Members Avg.Length of Service	Months Since Membership Update	Current Officers Reported ****	Current President Repeated Term	VP Reported *****	Last Date Reported Service (mm/yyyy)	Account Balance	YTD Donations
121579	Wattle Grove	04/18/2014	Active	17	0	0	0.00%	17		8	Y	2		04/2024		
	Exc Award (06/30/2018)															
22335	WOLLONGONG	03/13/1957	Active	21	0	2	-8.70%	20	11	1	Y			11/2025		
	Exc Award (06/30/2018, 06/30/2025)															
22337	WOONONA	02/16/1970	Active	10	0	0	0.00%	12		6	Y			11/2025		
22508	YASS	09/03/1959	Active	18	1	2	-5.26%	19	47	3	Y			10/2025		

Clubs Cancelled Previous Fiscal Year – Clubs Cancelled within last 12 months may be reinstated

Club Number	Club Name	Charter Date	Current Status*	Cancellation Date
22310	LIVERPOOL	11/27/1957	Cancelled(8*)	12/30/2024
32829	NAROOMA & DISTRICT	10/05/1976	Cancelled(6*)	08/29/2024
124155	Shellharbour	02/10/2015	Cancelled(6*)	08/29/2024
52993	WAKELEY FAIRFIELD	04/29/1992	Cancelled(6*)	08/29/2024

Current Total Clubs Count	YTD New Clubs Count	YTD Cancelled Clubs Count	YTD Net Club Gain	Current Total Members Count	YTD Add	YTD Drop	YTD Net Growth	YTD Net Growth %	Member Count 12 Months Ago	Average Member Count Per Club	% of Clubs with less than 20 members	% No Officer Report in 12 Months	% of Clubs with balance 90+ days	Number of Clubs in Status Quo	% Status Quo Clubs in Financial Suspension	Number of Cancelled Clubs	Average Cancelled Club Age	Members Lost Due to Cancellation	% of Clubs Cancelled for Non-Financial Reasons
61	0	1	-1	1,319	79	56	23	1.77%	1,303	22	51%	3%	5%	0	0%	1	198	0	0%

\* - P - Priority Club. Cancellation Reasons: 1-Objectives/conduct, 2-Non-active club, 5-Non-existing club, 6-Disbanding, 7-Merger, 8-Financial Suspension, 9-District/Multiple District Dues.

\*\* Red denotes below 15 active members.

\*\*\* Red denotes 20% + loss.

\*\*\*\* Y - all 3 (President, Secretary, Treasurer) club officers reported, N - not all 3 reported.

\*\*\*\*\* Abbreviation: N-New, IP-Immediate Past, R-Repeat.






# Club Health Assessment for District 201N3 through November 2025

			Status	Membership						Reports				Finance	LCIF	
Club Number	Club Name	Charter Date	Times in Status Quo in Past 2 Years	Current Member Count **	YTD Members Added	YTD Members Dropped	YTD Net Growth% ***	Member Count 1 Year Ago	Dropped Members Avg.Length of Service	Months Since Membership Update	Current Officers Reported ****	Current President Repeated Term	VP Reported *****	Last Date Reported Service (mm/yyyy)	Account Balance	YTD Donations
Clubs more than two years old																
22383	ABERDEEN AND SCONE	07/14/1971	Active	15	0	1	-6.25%	16	4	0	Y	4	R	11/2025		\$161.58
22384	ADAMSTOWN	03/30/1962	Active	24	0	0	0.00%	28		5	Y			09/2025		\$162.78
Exc Award (06/30/2016)																
122643	Belmont & District	06/30/2014	Active	8	0	0	0.00%	8		14	Y	2	N	09/2025		
22391	BRANXTON	02/11/1957	Active	16	0	0	0.00%	18		3	Y	3	N	10/2025		\$648.71
108516	BULAHDELAH	05/28/2010	Active	18	4	1	20.00%	14	2	2	Y	7		09/2025		
22393	CESSNOCK	04/21/1953	Active	29	5	1	16.00%	23	0	0	Y		N	11/2025		
105285	CESSNOCK WINE COUNTRY	04/24/2009	Active	11	1	0	10.00%	10		0	Y			11/2025		
22394	CHARLESTOWN	05/11/1960	Active	24	0	0	0.00%	23		6	Y		R	10/2025		
43525	CHARMHAVEN	02/28/1984	Active	21	0	0	0.00%	19		0	Y	2	N	09/2025		\$100.00
50905	CHITTAWAY BAY	08/13/1990	Active	11	0	0	0.00%	11		15	Y	3		09/2025		\$653.55
57078	CLARENCE TOWN	06/19/1995	Active	13	2	0	18.18%	13		0	Y		IP	11/2025		
22469	COOLAH	03/05/1963	Active	13	1	2	-7.14%	17	3	2	Y		R	11/2025		
52401	DENMAN	01/14/1992	Active	16	0	4	-20.00%	18	10	1	Y	8	N	10/2025		\$1,968.50
22475	DUNEDOO	11/22/1960	Active	18	0	0	0.00%	17		5	Y		N	11/2025		
Exc Award (06/30/2018, 06/30/2023)																
29861	EAST MAITLAND	10/07/1974	Active	24	0	0	0.00%	22		0	Y		N	06/2024		
61075	ELEEBANA	08/11/1998	Active	9	0	0	0.00%	9		4	N	11	N	10/2024		
43166	ELERMORE VALE	11/09/1983	Active	23	1	1	0.00%	23	35	3	N	2		11/2025		\$651.13
22400	GLOUCESTER	05/01/1969	Active	12	4	2	20.00%	11	0	3	Y	6	N	11/2025		
59596	GOROKAN-KANWAL	05/23/1997	Active	11	0	0	0.00%	11		3	Y		R	06/2025		
22401	GOSFORD CITY EAST GOSFORD INC	09/09/1957	Active	23	0	1	-4.17%	26	1	0	Y			11/2025		
41748	GREEN POINT AVOCA	07/01/1982	Active	19	8	0	72.73%	16		0	Y	2		11/2025		
40258	GWANDALAN	07/17/1981	Active	34	4	2	6.25%	28	6	0	Y		N	10/2025		
144896	Gwandalan Lioness	01/26/2021	Active	25	0	2	-7.41%	31	5	2	Y	3		11/2025		
Exc Award (06/30/2023)																
22412	HUNTER BUSINESS	02/03/1960	Active	9	0	0	0.00%	9		8	Y	3		11/2025		\$163.24



## Club Health Assessment for District 201N3 through November 2025

			Status	Membership						Reports				Finance	LCIF	
Club Number	Club Name	Charter Date	Times in Status Quo in Past 2 Years	Current Member Count **	YTD Members Added	YTD Members Dropped	YTD Net Growth% ***	Member Count 1 Year Ago	Dropped Members Avg.Length of Service	Months Since Membership Update	Current Officers Reported ****	Current President Repeated Term	VP Reported *****	Last Date Reported Service (mm/yyyy)	Account Balance	YTD Donations
22421	HUNTER-WALLSEND	12/04/1967	Active	6	1	0	20.00%	7		1	Y	16		11/2025		
22408	JESMOND	10/29/1963	Active	27	1	1	0.00%	27	21	4	Y	3	N	11/2025		
36920	KILLARNEY BATEAU L C	04/12/1979	Active	17	1	1	0.00%	19	61	1	Y	3		11/2025		
22410	KURRI KURRI	09/13/1957	Active	6	0	0	0.00%	7		6	Y	5	N	08/2025		
22411	MAITLAND	10/22/1953	Active	31	0	4	-11.43%	34	17	0	Y		R	11/2025		
60003	MAYFIELD-WARATAH B & V IMP L C Exc Award (06/30/2018)	10/01/1997	Active	13	0	0	0.00%	13		18	Y			03/2019		\$328.68
42446	MEDOWIE	03/28/1983	Active	28	1	2	-3.45%	32	6	0	Y		IP	11/2025		
37642	MORISSET Exc Award (06/30/2023)	10/31/1979	Active	29	3	1	7.41%	25	1	2	Y	2		10/2025		
22489	MUDGE	04/13/1961	Active	33	1	3	-5.71%	30	2	0	Y			11/2025		
22416	MUSWELLBROOK	10/07/1956	Active	6	0	0	0.00%	5		8	Y	3		12/2023		
22419	NEWCASTLE	11/25/1954	Active	11	1	0	10.00%	12		2	Y	5	R	09/2025		
22425	RAYMOND TERRACE	09/05/1956	Active	30	3	0	11.11%	29		0	Y	3	N	10/2025		\$3,307.13
22428	SINGLETON	09/04/1956	Active	20	0	3	-13.04%	24	15	0	Y		N	11/2024		
143332	Singleton Lioness	11/13/2020	Active	18	0	0	0.00%	23		5	Y			11/2025		
35815	SOLDIERS POINT	06/14/1978	Active	19	0	1	-5.00%	16	1	0	Y	2	N	08/2025		\$408.52
22430	STROUD	11/03/1955	Active	6	0	1	-14.29%	10	62	1	N	None	R	02/2025		
22431	SWANSEA	07/11/1973	Active	13	0	0	0.00%	13		13	Y	12		10/2025		
22434	TEA GARDENS	04/10/1968	Active	39	4	0	11.43%	36		0	Y	2	R	11/2025		\$161.58
22435	TERRIGAL-WAMBERAL	09/14/1960	Active	21	1	0	5.00%	31		0	Y	3	R	07/2025		
22436	THE ENTRANCE	10/03/1956	Active	27	1	1	0.00%	28	3	1	Y		N	11/2025		
43781	TILLIGERRY PENINSULA LEMON T P	04/20/1984	Active	24	0	2	-7.69%	26	17	0	Y			11/2025		
22437	TORONTO	03/18/1958	Active	18	0	0	0.00%	18		1	Y	2	N	10/2025		\$161.58
22438	TOUKLEY	04/13/1967	Active	21	0	3	-12.50%	25	6	0	Y	3		08/2025		
22441	VALENTINE Exc Award (06/30/2022, 06/30/2023)	12/26/1973	Active	49	1	2	-2.00%	49	17	0	Y		N	11/2025		
30977	WANGI	06/20/1975	Active	10	0	0	0.00%	7		9	Y	3		08/2025		



## Club Health Assessment for District 201N3 through November 2025

INTERNATIONAL

						Status				Membership					Reports				Finance		LCIF
Club Number	Club Name	Charter Date	Times in Status Quo in Past 2 Years			Current Member Count **	YTD Members Added	YTD Members Dropped	YTD Net Growth% ***	Member Count 1 Year Ago	Dropped Members Avg.Length of Service	Months Since Membership Update	Current Officers Reported ****	Current President Repeated Term	VP Reported *****	Last Date Reported Service (mm/yyyy)	Account Balance	YTD Donations			
22444	WARNERS BAY	04/28/1966	Active			8	0	1	-11.11%	11	0	4	Y	2		11/2025					
137839	West Maitland Centennial	04/04/2019	Active			21	2	3	-4.55%	21	6	3	N	None	R	10/2025					
35619	WOY WOY PENINSULA L C	05/03/1978	Active			19	0	0	0.00%	23		1	Y			06/2024					
130682	Wyoming-East Gosford Centennial	05/16/2017	Active			31	2	0	6.90%	34		1	Y	3	R	10/2025		\$161.58			
22449	WYONG	10/22/1969	Active			19	0	0	0.00%	17		7	Y	2	N	11/2025					
Exc Award (06/30/2021, 06/30/2025)																					
Current Total Clubs Count	YTD New Clubs Count	YTD Cancelled Clubs Count	YTD Net Club Gain	Current Total Members Count	YTD Add	YTD Drop	YTD Net Growth	YTD Net Growth %	Member Count 12 Months Ago	Average Member Count Per Club	% of Clubs with less than 20 members	% No Officer Report in 12 Months	% of Clubs with balance 90+ days	Number of Clubs in Status Quo	% Status Quo Clubs in Financial Suspension	Number of Cancelled Clubs	Average Cancelled Club Age	Members Lost Due to Cancellation	% of Clubs Cancelled for Non-Financial Reasons		
54	0	0	0	1,046	53	46	7	0.67%	1,073	19	56%	0%	0%	0	0%	0	0	0	0%		

\* - P - Priority Club. Cancellation Reasons: 1-Objectives/conduct, 2-Non-active club, 5-Non-existing club, 6-Disbanding, 7-Merger, 8-Financial Suspension, 9-District/Multiple District Dues.

\*\* Red denotes below 15 active members.

\*\*\* Red denotes 20% + loss.

\*\*\*\* Y - all 3 (President, Secretary, Treasurer) club officers reported, N - not all 3 reported.

\*\*\*\*\* Abbreviation: N-New, IP-Immediate Past, R-Repeat.




## Club Health Assessment for District 201N4 through November 2025

			Status	Membership					Reports					Finance		LCIF
Club Number	Club Name	Charter Date	Times in Status Quo in Past 2 Years	Current Member Count **	YTD Members Added	YTD Members Dropped	YTD Net Growth% ***	Member Count 1 Year Ago	Dropped Members Avg.Length of Service	Months Since Membership Update	Current Officers Reported ****	Current President Repeated Term	VP Reported *****	Last Date Reported Service (mm/yyyy)	Account Balance	YTD Donations
Clubs more than two years old																
40163	ARDLETHAN	06/30/1981	Active	14	6	0	75.00%	8		3	Y			08/2025		
22453	BATHURST	04/08/1960	Active	45	0	0	0.00%	44		3	Y	2		11/2025		
Exc Award (06/30/2020)																
28063	BINNAWAY	02/18/1974	Active	14	0	0	0.00%	9		6	Y	7	R	01/2025		
62163	BOOROWA	06/23/1999	Active	13	2	0	18.18%	13		0	Y		IP	09/2025		\$326.77
154169	Calare Veterans and First Responders	06/02/2023	Active	7	1	1	0.00%	15	2	0	Y	3	R	12/2024		
22466	CANOWINDRA	06/27/1966	Active	17	0	0	0.00%	18		6	Y		N	11/2025		
22468	COLEAMBALLY	07/12/1972	Active	31	2	1	3.33%	29	0	0	Y		N	02/2024		
29392	CONDOBOLIN NSW	05/29/1974	Active	7	0	0	0.00%	6		8	Y	6		06/2025		
36743	COOLAMON	03/08/1979	Active	20	1	0	5.26%	20		3	Y		R	01/2024		
22470	COONAMBLE	05/02/1963	Active	12	0	0	0.00%	10		7	Y	8		06/2011		
22472	COOTAMUNDRA	10/30/1962	Active	25	2	2	0.00%	24	29	1	Y		N	11/2025		
22473	COWRA	10/12/1961	Active	16	1	1	0.00%	17	34	2	Y			11/2025		
45378	CUDAL CARGO	09/23/1985	Active	19	1	0	5.56%	18		4	Y	2	N	07/2023		
22474	DUBBO N S W	02/15/1957	Active	16	3	1	14.29%	15	48	0	Y	3		11/2024		
101423	FORBES AND DISTRICT	03/14/2008	Active	14	0	0	0.00%	14		8	Y			09/2025		
40905	GEURIE	02/16/1982	Active	13	0	0	0.00%	15		8	Y	2	N	03/2025		
34680	GILGANDRA	11/09/1977	Active	20	0	0	0.00%	20		2	Y	3		08/2025		\$653.55
35816	GRENFELL	06/07/1978	Active	15	2	0	15.38%	13		5	Y	2	N	10/2024		
22479	GRIFFITH	03/27/1963	Active	33	0	5	-13.16%	40	20	0	N		R	10/2025		\$656.17
47527	GULARGAMBONE	06/22/1987	Active	16	0	0	0.00%	16		9	Y	4		07/2019		
22480	GUNDAGAI	04/24/1973	Active	12	0	0	0.00%	12		5	Y	4		06/2025		
22483	HILLSTON	03/25/1965	Active	8	2	4	-20.00%	11	19	0	Y			06/2025		
Exc Award (06/30/2018)																
29417	JUNEE	05/31/1974	Active	17	0	1	-5.56%	20	4	4	Y			08/2025		
22486	LEETON	05/01/1967	Active	25	2	0	8.70%	20		0	Y	3	R	04/2025		
Exc Award (06/30/2017, 06/30/2018)																



## Club Health Assessment for District 201N4 through November 2025

			Status	Membership						Reports				Finance	LCIF	
Club Number	Club Name	Charter Date	Times in Status Quo in Past 2 Years	Current Member Count **	YTD Members Added	YTD Members Dropped	YTD Net Growth% ***	Member Count 1 Year Ago	Dropped Members Avg.Length of Service	Months Since Membership Update	Current Officers Reported ****	Current President Repeated Term	VP Reported *****	Last Date Reported Service (mm/yyyy)	Account Balance	YTD Donations
22584	LITHGOW	02/13/1961	Active	16	0	0	0.00%	19		0	Y	2		11/2025		
22487	MANILDRA	06/23/1972	Active	14	0	0	0.00%	13		8	Y			08/2025		
31870	MOUNT PANORAMA	03/15/1976	Active	29	2	0	7.41%	30		1	Y	3	R	11/2025		
22490	NARRANDERA	08/21/1963	Active	15	1	0	7.14%	17		0	Y	2	R	06/2025		
22491	NARROMINE	06/05/1953	Active	19	0	1	-5.00%	19	1	0	Y	2	N	09/2024		\$653.55
22495	ORANGE	09/25/1958	Active	18	0	1	-5.26%	19	3	4	Y			09/2025		
33741	ORANGE CANOBOLAS	04/14/1977	Active	22	0	0	0.00%	21		3	Y		N	10/2025		
Exc Award (06/30/2024)																
22500	TEMORA	10/20/1960	Active	29	0	0	0.00%	26		7	Y			01/2021		
37177	TOORAWEEAH	05/24/1979	Active	17	0	0	0.00%	19		1	Y			03/2021		
33742	TOTTENHAM	04/14/1977	Active	14	0	0	0.00%	18		5	Y		N	03/2018		
110314	TRANGIE	02/08/2011	Active	5	0	4	-44.44%	9	8	2	N	4		04/2018		
33574	TUMBARUMBA	03/22/1977	Active	7	7	2	250.00%	15	9	0	Y			08/2025		
22502	TUMUT	07/16/1970	Active	7	0	0	0.00%	7		8	Y	6	N	08/2025		
22504	WAGGA WAGGA SOUTH WAGGA	10/16/1969	Active	35	2	1	2.94%	35	41	1	Y	2	N	05/2025		
40165	WARREN	06/30/1981	Active	13	0	0	0.00%	12		5	Y		R	08/2022		
22506	WELLINGTON	11/28/1957	Active	18	3	0	20.00%	16		1	N	3		08/2025		
22507	WEST WYALONG	03/27/1963	Active	31	0	1	-3.13%	33	6	0	Y		N	05/2011		
Exc Award (06/30/2018)																
46252	WINMALEE	05/30/1986	Active	15	0	0	0.00%	16		9	Y	13	R	03/2025		
22509	YOUNG	06/12/1959	Active	29	3	2	3.57%	27	14	0	Y	2	R	11/2025		
Exc Award (06/30/2023, 06/30/2024, 06/30/2025)																

Clubs Cancelled Previous Fiscal Year – Clubs Cancelled within last 12 months may be reinstated

Club Number	Club Name	Charter Date	Current Status*	Cancellation Date
22493	NYNGAN	09/30/1955	Cancelled(6*)	08/29/2024
33452	YANCO	03/15/1977	Cancelled(6*)	08/29/2024



## Club Health Assessment for District 201N4 through November 2025

						Status		Membership					Reports				Finance		LCIF
						Times in Status Quo in Past 2 Years		Current Member Count **	YTD Members Added	YTD Members Dropped	YTD Net Growth***	Member Count 1 Year Ago	Dropped Members Avg.Length of Service	Months Since Membership Update	Current Officers Reported ****	Current President Repeated Term	VP Reported *****	Last Date Reported Service (mm/yyyy)	Account Balance
Club Number	Club Name		Charter Date																
Current Total Clubs Count	YTD New Clubs Count	YTD Cancelled Clubs Count	YTD Net Club Gain	Current Total Members Count	YTD Add	YTD Drop	YTD Net Growth %	Member Count 12 Months Ago	Average Member Count Per Club	% of Clubs with less than 20 members	% No Officer Report in 12 Months	% of Clubs with balance 90+ days	Number of Clubs in Status Quo	% Status Quo Clubs in Financial Suspension	Number of Cancelled Clubs	Average Cancelled Club Age	Members Lost Due to Cancellation	% of Clubs Cancelled for Non-Financial Reasons	
43	0	0	0	782	43	28	15	1.96%	798	18	70%	0%	0%	0	0%	0	0	0	0%

\* - P - Priority Club. Cancellation Reasons: 1-Objectives/conduct, 2-Non-active club, 5-Non-existing club, 6-Disbanding, 7-Merger, 8-Financial Suspension, 9-District/Multiple District Dues.

\*\* Red denotes below 15 active members.

\*\*\* Red denotes 20% + loss.

\*\*\*\* Y - all 3 (President, Secretary, Treasurer) club officers reported, N - not all 3 reported.

\*\*\*\*\* Abbreviation: N-New, IP-Immediate Past, R-Repeat.




## Club Health Assessment for District 201N5 through November 2025

			Status	Membership						Reports				Finance		LCIF
Club Number	Club Name	Charter Date	Times in Status Quo in Past 2 Years	Current Member Count **	YTD Members Added	YTD Members Dropped	YTD Net Growth% ***	Member Count 1 Year Ago	Dropped Members Avg.Length of Service	Months Since Membership Update	Current Officers Reported ****	Current President Repeated Term	VP Reported *****	Last Date Reported Service (mm/yyyy)	Account Balance	YTD Donations
Clubs less than two years old																
180335	Box Hill Gables	01/16/2025	Active	32	4	0	14.29%	0		1	Y	2	R	05/2025		\$50.00
189441	Harris Park	08/29/2025	Active	20	20	0	100.00%	0		3	Y		N	10/2025		
188786	Nepean	08/06/2025	Active	19	22	3	100.00%	0	0	0	Y		N	10/2025		\$554.96
157939	Sydney Building	04/11/2024	Active	13	2	11	-40.91%	28	2	0	Y		N	10/2025		
187001	Sydney Wings of Fire	07/13/2025	Active	25	25	0	100.00%	0		0	Y			11/2025		\$20.00
Clubs more than two years old																
22599	BALGOWLAH Exc Award (06/30/2019, 06/30/2021)	12/15/1961	Active	11	0	0	0.00%	13		5	Y	2		11/2025		\$653.55
22561	BAULKHAM HILLS Exc Award (06/30/2023)	01/19/1961	Active	10	0	0	0.00%	13		1	Y	2	N	10/2025		
22563	BEROWRA Exc Award (06/30/2018, 06/30/2020)	12/26/1972	Active	18	0	1	-5.26%	19	2	2	Y	2		10/2025		
22564	BLACKTOWN CITY Exc Award (06/30/2017, 06/30/2020, 06/30/2021, 06/30/2022, 06/30/2023)	09/22/1960	Active	31	3	0	10.71%	29		0	Y	2	R	10/2025		
127158	Blacktown Ponds Exc Award (06/30/2018, 06/30/2019, 06/30/2020, 06/30/2021, 06/30/2022, 06/30/2023, 06/30/2024)	03/30/2016	Active	88	16	0	22.22%	90		0	Y		IP	11/2025		\$6,789.50
22283	BONDI	07/19/1956	Active	13	0	0	0.00%	17		5	Y	7	R	09/2025		\$16,157.64
56119	BURWOOD AND STRATHFIELD Exc Award (06/30/2022, 06/30/2024)	09/28/1994	Active	15	1	0	7.14%	17		2	Y			11/2025		\$1,230.15
37444	CAMBRIDGE PARK Exc Award (06/30/2021, 06/30/2022)	07/24/1979	Active	11	0	2	-15.38%	14	4	1	Y			11/2025		
22278	CANTERBURY-BANKSTOWN	03/28/1956	Active	14	1	4	-17.65%	22	3	0	Y		IP	02/2025		
22567	CARLINGFORD DUNDAS Exc Award (06/30/2017)	08/27/1963	Active	24	0	1	-4.00%	24	52	4	Y	3		10/2025		
22566	CASTLE HILL Exc Award (06/30/2023)	04/05/1971	Active	33	4	1	10.00%	29	3	0	Y	2	N	11/2025		
111475	CHATSWOOD EXECUTIVE BUSINESS	06/23/2011	Active	21	0	2	-8.70%	25	2	2	Y		N	04/2025		



# Club Health Assessment for District 201N5 through November 2025

			Status	Membership					Reports					Finance	LCIF	
Club Number	Club Name	Charter Date	Times in Status Quo in Past 2 Years	Current Member Count **	YTD Members Added	YTD Members Dropped	YTD Net Growth% ***	Member Count 1 Year Ago	Dropped Members Avg.Length of Service	Months Since Membership Update	Current Officers Reported ****	Current President Repeated Term	VP Reported *****	Last Date Reported Service (mm/yyyy)	Account Balance	YTD Donations
Exc Award (06/30/2022)																
22605	CITY OF RYDE	09/12/1956	Active	5	0	0	0.00%	7		6	Y			08/2025		
Exc Award (06/30/2018, 06/30/2020)																
87829	COOGEE	04/19/2005	Active	26	0	0	0.00%	25		7	Y		R	11/2025		
55829	CRESTWOOD	06/14/1994	Active	7	0	0	0.00%	11		5	Y			04/2025		
Exc Award (06/30/2016, 06/30/2017, 06/30/2018)																
22293	CRONULLA	12/13/1965	Active	14	2	0	16.67%	15		1	Y			11/2025		
48358	EMU PLAINS	03/31/1988	Active	15	1	0	7.14%	15		2	Y			10/2025		
Exc Award (06/30/2017, 06/30/2018, 06/30/2020, 06/30/2022, 06/30/2024)																
22574	EPPING EASTWOOD	11/13/1957	Active	23	0	2	-8.00%	25	12	1	N	3	R	11/2025		
Exc Award (06/30/2021, 06/30/2024)																
22576	FRENCHS FOREST	05/22/1961	Active	18	0	1	-5.26%	20	58	1	Y	2		10/2025		
22300	GREENACRE	04/16/1962	Active	6	0	0	0.00%	13		8	Y	4	N	08/2024		
22578	HORNSBY	07/01/1958	Active	15	0	0	0.00%	15		3	Y	4	R	09/2025		
Exc Award (06/30/2019, 06/30/2020, 06/30/2022, 06/30/2023)																
37445	KELLYVILLE	07/24/1979	Active	39	2	1	2.63%	36	3	0	Y		N	11/2025		\$1,312.33
Exc Award (06/30/2021, 06/30/2022)																
39073	KINGS LANGLEY INC	11/25/1980	Active	18	0	1	-5.26%	28	11	3	Y	3		10/2025		\$3,231.53
Exc Award (06/30/2017, 06/30/2018, 06/30/2019, 06/30/2022, 06/30/2024)																
22306	KOGARAH	10/20/1953	Active	17	0	1	-5.56%	19	52	3	Y	6	N	11/2025		
22582	KU-RING-GAI	01/12/1954	Active	16	0	0	0.00%	18		5	Y	2	R	07/2025		
29312	LUGARNO NSW	05/15/1974	Active	52	6	3	6.12%	52	0	0	Y	2	R	09/2025		
Exc Award (06/30/2017, 06/30/2019, 06/30/2022)																
22586	MANLY	12/14/1955	Active	40	3	7	-9.09%	42	13	0	Y	3	R	11/2025		
Exc Award (06/30/2016, 06/30/2017, 06/30/2018, 06/30/2019, 06/30/2020, 06/30/2021, 06/30/2022, 06/30/2024, 06/30/2025)																
22311	MAROUBRA	09/23/1963	Active	19	1	1	0.00%	19	1	0	Y		R	11/2025		
Exc Award (06/30/2021, 06/30/2022, 06/30/2024, 06/30/2025)																





# Club Health Assessment for District 201N5 through November 2025

			Status	Membership						Reports				Finance	LCIF	
Club Number	Club Name	Charter Date	Times in Status Quo in Past 2 Years	Current Member Count **	YTD Members Added	YTD Members Dropped	YTD Net Growth% ***	Member Count 1 Year Ago	Dropped Members Avg.Length of Service	Months Since Membership Update	Current Officers Reported ****	Current President Repeated Term	VP Reported *****	Last Date Reported Service (mm/yyyy)	Account Balance	YTD Donations
22588	MT DRUITT	01/09/1973	Active	9	0	0	0.00%	11		5	Y			11/2025		
65271	NEW SOUTH WALES PARLIAMENTARY	04/23/2002	Active	16	1	1	0.00%	17	2	4	N			09/2025		
22606	NORFOLK ISLAND	05/09/1964	Active	13	1	4	-18.75%	17	7	0	Y	2		11/2025		
	Exc Award (06/30/2018)															
52403	NORFOLK ISLAND ARTHURS VALE	01/15/1992	Active	10	0	0	0.00%	11		8	N	2		05/2025		
	Exc Award (06/30/2021)															
33573	OATLEY	03/22/1977	Active	34	6	0	21.43%	31		3	Y	4	N	10/2025		\$1,312.33
	Exc Award (06/30/2017, 06/30/2020, 06/30/2021, 06/30/2022)															
22593	PARRAMATTA	07/09/1958	Active	33	14	26	-26.67%	44	3	1	Y	2	N	07/2025		
	Exc Award (06/30/2016, 06/30/2018, 06/30/2020, 06/30/2021, 06/30/2022, 06/30/2023, 06/30/2024)															
22589	PENRITH	03/04/1957	Active	13	0	0	0.00%	13		4	Y	4	R	11/2025		
22595	RICHMOND N S W	08/12/1957	Active	47	3	0	6.82%	44		1	Y			11/2025		
	Exc Award (06/30/2021, 06/30/2022, 06/30/2023, 06/30/2025)															
22596	RIVERSTONE & DISTRICT L C	04/01/1971	Active	18	2	2	0.00%	16	2	3	Y	2	R	05/2025		
22597	ST IVES	06/06/1972	Active	16	3	0	23.08%	13		2	Y	2		10/2025		
	Exc Award (06/30/2024)															
22291	SUTHERLAND SHIRE	03/05/1957	Active	8	2	0	33.33%	7		3	Y	2		09/2025		
151992	Sydney All Bright	08/16/2022	Active	15	3	0	25.00%	15		0	Y	5		07/2025		\$1,034.09
151840	Sydney Alliance	08/04/2022	Active	6	2	1	20.00%	5	3	0	Y	2		07/2025		
136373	Sydney Autism Community	09/05/2018	Active	6	0	0	0.00%	5		5	Y	6		11/2025		
	Exc Award (06/30/2021)															
153146	Sydney Bayside	02/02/2023	Active	8	0	0	0.00%	13		1	Y	4		03/2025		
151472	Sydney Ceylon	06/22/2022	Active	29	0	0	0.00%	25		2	Y		N	07/2025		
	Exc Award (06/30/2024, 06/30/2025)															
106847	SYDNEY CHAMPIONS INNER WEST L C INC	11/02/2009	Active	17	6	3	21.43%	14	1	2	Y	5		02/2025		
	Exc Award (06/30/2021, 06/30/2022)															
56629	SYDNEY CHINESE	03/09/1995	Active	125	26	14	10.62%	101	6	0	Y		N	08/2025		\$696.31



## Club Health Assessment for District 201N5 through November 2025

			Status	Membership						Reports				Finance	LCIF	
Club Number	Club Name	Charter Date	Times in Status Quo in Past 2 Years	Current Member Count **	YTD Members Added	YTD Members Dropped	YTD Net Growth% ***	Member Count 1 Year Ago	Dropped Members Avg.Length of Service	Months Since Membership Update	Current Officers Reported ****	Current President Repeated Term	VP Reported *****	Last Date Reported Service (mm/yyyy)	Account Balance	YTD Donations
Exc Award (06/30/2018, 06/30/2023, 06/30/2024)																
131344	Sydney Chinese Business	06/15/2017	Active(1)	22	17	2	214.29%	8	0	2	Y	3	N	06/2025		\$1,034.09
Exc Award (06/30/2023)																
156026	Sydney Compassion	09/27/2023	Active	21	0	0	0.00%	27		5	N			11/2024		
153570	Sydney Concord	01/30/2023	Active(1)	34	0	0	0.00%	29		1	Y	2		09/2025		
127170	SYDNEY DEFENCE AND EMERGENCY SERVICES	03/29/2016	Active	71	1	0	1.43%	131		0	Y	4		10/2024		
Exc Award (06/30/2022, 06/30/2024)																
144060	Sydney Dream Care	12/18/2020	Active	11	1	3	-15.38%	13	5	0	Y	6		04/2025		
Exc Award (06/30/2023)																
119612	Sydney Eye	06/11/2013	Active	21	0	0	0.00%	22		9	Y	12	N	09/2025		
Exc Award (06/30/2022)																
120136	Sydney Follow Your Dream	08/13/2013	Active	38	4	0	11.76%	45		3	Y	7		08/2025		
Exc Award (06/30/2021, 06/30/2022, 06/30/2023)																
153824	Sydney Greater Bay Area	03/28/2023	Active(1)	9	0	1	-10.00%	10	3	1	N	4		03/2025		
154136	Sydney Harmony	04/11/2023	Active	30	0	0	0.00%	30		5	Y		R	09/2025		\$6,485.83
Exc Award (06/30/2024, 06/30/2025)																
22326	SYDNEY HOST	12/02/1952	Active	18	4	4	0.00%	23	7	0	Y		R	10/2025		
Exc Award (06/30/2022, 06/30/2023)																
123858	Sydney Indian	01/05/2015	Active	11	2	7	-31.25%	16	3	0	Y	2	N	11/2025		
Exc Award (06/30/2017)																
60757	SYDNEY INNER WEST	05/11/1998	Active	47	0	0	0.00%	55		0	Y	2	R	10/2025		\$16,278.89
Exc Award (06/30/2021, 06/30/2023)																
52402	SYDNEY JUNG-ANG	01/17/1992	Active	5	0	5	-50.00%	10	14	3	N	2	N	09/2024		
108758	SYDNEY NEPAL HIMALAYA	06/25/2010	Active	15	0	0	0.00%	16		7	Y			11/2024		
Exc Award (06/30/2022)																
138014	Sydney New Age	05/02/2019	Active	21	0	0	0.00%	27		5	Y	2	N	10/2025		\$1,972.10
Exc Award (06/30/2021, 06/30/2023)																
67189	SYDNEY NORTH WEST	01/23/2003	Active	29	6	3	11.54%	26	2	1	Y	5	N	05/2025		\$3,102.27
Exc Award (06/30/2023, 06/30/2025)																
57984	SYDNEY PACIFIC	03/18/1996	Active	24	1	0	4.35%	27		0	Y		R	09/2025		\$3,914.06
Exc Award (06/30/2018, 06/30/2023)																



## Club Health Assessment for District 201N5 through November 2025

			Status	Membership						Reports				Finance		LCIF		
Club Number	Club Name	Charter Date	Times in Status Quo in Past 2 Years	Current Member Count **	YTD Members Added	YTD Members Dropped	YTD Net Growth% ***	Member Count 1 Year Ago	Dropped Members Avg.Length of Service	Months Since Membership Update	Current Officers Reported ****	Current President Repeated Term	VP Reported *****	Last Date Reported Service (mm/yyyy)	Account Balance	YTD Donations		
105799	SYDNEY SEASIDE	06/18/2009	P- Active	0	0	0	0.00%	12		3	N	None		06/2025	90+ Days	\$1,034.09		
	Exc Award (06/30/2021)																	
115745	SYDNEY SELECTIVE	12/21/2011	Active	19	0	0	0.00%	19		0	Y	3		04/2025				
	Exc Award (06/30/2021, 06/30/2023)																	
120566	Sydney South Shapla Shaluk	10/17/2013	Active	5	0	0	0.00%	5		20	Y	10	R	12/2024				
127599	Sydney Sri Lankan	05/18/2016	Active	26	1	1	0.00%	25	1	2	Y	2	N	10/2025				
	Exc Award (06/30/2022, 06/30/2023)																	
153677	Sydney Star Sun	02/16/2023	Active	12	0	0	0.00%	13		11	Y	4		11/2025				
156022	Sydney Sunny	09/27/2023	Active	29	3	3	0.00%	31	2	0	Y	3		10/2024				
154137	Sydney Synergy	04/18/2023	Active	5	0	0	0.00%	9		11	N	4		07/2024				
152664	Sydney Turbans	09/23/2022	Cancelled(8*)	0	0	13	-100.00%	14	1	0	N	None		12/2024				
89666	SYDNEY WARATAH	11/21/2005	Active	46	11	2	24.32%	41	3	0	Y		N	10/2025				
	Exc Award (06/30/2021, 06/30/2022, 06/30/2023, 06/30/2024)																	
118299	SYDNEY WEST	11/09/2012	Active	9	1	0	12.50%	8		4	Y			02/2025				
153901	The Hills Shire	03/16/2023	Active(1)	6	1	0	20.00%	26		4	Y	2		09/2025		\$2,068.18		
35817	TOONGABBIE SEVEN HILLS	06/29/1978	Active	23	2	2	0.00%	23	1	0	Y		N	10/2025				
	Exc Award (06/30/2021, 06/30/2023, 06/30/2024)																	
141177	Turramurra	03/12/2020	Active	10	3	1	25.00%	11	1	2	Y			10/2025				
	Exc Award (06/30/2021)																	
22604	WEST PENNANT HILLS-CHERRYBROOK	04/28/1964	Active	26	0	0	0.00%	26		0	Y	5	R	10/2025		\$646.31		
	Exc Award (06/30/2017, 06/30/2022, 06/30/2023)																	
108759	WESTERN SYDNEY	06/25/2010	Active	23	9	9	0.00%	23	11	1	Y	3		12/2024		\$2,068.18		
29314	WINSTON HILLS	05/03/1974	Active	18	0	1	-5.26%	20	10	1	Y	3	R	11/2025		\$1,307.10		
	Exc Award (06/30/2018)																	

Clubs Cancelled Previous Fiscal Year – Clubs Cancelled within last 12 months may be reinstated

Club Number	Club Name	Charter Date	Current Status*	Cancellation Date
153072	Schofields Tallawong	11/18/2022	Cancelled(6*)	06/29/2025
152592	Sydney Dragon Care	09/22/2022	Cancelled(6*)	06/29/2025



## Club Health Assessment for District 201N5 through November 2025

						Status		Membership					Reports				Finance		LCIF	
						Times in Status Quo in Past 2 Years		Current Member Count **	YTD Members Added	YTD Members Dropped	YTD Net Growth***	Member Count 1 Year Ago	Dropped Members Avg.Length of Service	Months Since Membership Update	Current Officers Reported ****	Current President Repeated Term	VP Reported *****	Last Date Reported Service (mm/yyyy)	Account Balance	YTD Donations
Club Number	Club Name		Charter Date																	
Current Total Clubs Count	YTD New Clubs Count	YTD Cancelled Clubs Count	YTD Net Club Gain	Current Total Members Count	YTD Add	YTD Drop	YTD Net Growth	Member Count 12 Months Ago	Average Member Count Per Club	% of Clubs with less than 20 members	% No Officer Report in 12 Months	% of Clubs with balance 90+ days	Number of Clubs in Status Quo	% Status Quo Clubs in Financial Suspension	Number of Cancelled Clubs	Average Cancelled Club Age	Members Lost Due to Cancellation	% of Clubs Cancelled for Non-Financial Reasons		
83	3	1	2	1,835	249	150	99	5.70%	1,923	22	58%	0%	0%	0	0%	1	9	13	0%	

\* - P - Priority Club. Cancellation Reasons: 1-Objectives/conduct, 2-Non-active club, 5-Non-existing club, 6-Disbanding, 7-Merger, 8-Financial Suspension, 9-District/Multiple District Dues.

\*\* Red denotes below 15 active members.

\*\*\* Red denotes 20% + loss.

\*\*\*\* Y - all 3 (President, Secretary, Treasurer) club officers reported, N - not all 3 reported.

\*\*\*\*\* Abbreviation: N-New, IP-Immediate Past, R-Repeat.



# Club Health Assessment for District 201Q1 through November 2025

			Status	Membership						Reports				Finance	LCIF	
Club Number	Club Name	Charter Date	Times in Status Quo in Past 2 Years	Current Member Count **	YTD Members Added	YTD Members Dropped	YTD Net Growth% ***	Member Count 1 Year Ago	Dropped Members Avg.Length of Service	Months Since Membership Update	Current Officers Reported ****	Current President Repeated Term	VP Reported *****	Last Date Reported Service (mm/yyyy)	Account Balance	YTD Donations
Clubs more than two years old																
65265	ALGESTER PARKINSON INC.	04/23/2002	Active	22	1	2	-4.35%	26	4	0	Y	3	N	11/2025		
77721	APPLE MAC USERS OF QLD	01/22/2004	Active	13	0	0	0.00%	16		6	N	3		03/2025		
36601	ASHMORE L C	02/16/1979	P- Active	4	0	0	0.00%	8		5	Y	3		11/2024		
22233	BALLINA	10/28/1952	Active	16	0	1	-5.88%	18	10	1	Y	3	N	11/2025		
47724	BALLINA EAST	09/21/1987	P- Active	7	1	0	16.67%	7		2	Y	5		11/2025		
29885	BANGALOW	10/31/1974	Active	28	2	1	3.70%	23	12	2	Y		N	11/2024		
22234	BEAUDESERT	03/16/1960	Active	18	0	2	-10.00%	22	9	0	Y	2		11/2025		
22236	BOONAH	02/15/1965	Active	18	3	3	0.00%	18	13	1	Y	3		11/2024		
23057	BRISBANE CAMP HILL CARINDALE	04/27/1966	Active	18	1	1	0.00%	20	7	0	Y			11/2025		\$198.75
57718	BRISBANE CHINESE	01/08/1996	Active	49	1	0	2.08%	55		0	Y		N	05/2025		
Exc Award (06/30/2021, 06/30/2023)																
23072	BRISBANE EKIBIN	11/22/1966	Active	8	0	0	0.00%	5		6	N	6		03/2025		
63670	BRISBANE HELLENIC	11/07/2000	Active	13	0	1	-7.14%	18	6	0	Y		R	08/2025		
Exc Award (06/30/2020)																
23056	BRISBANE HOLLAND PARK	10/09/1968	Active	24	2	0	9.09%	27		3	Y		R	11/2025		
Exc Award (06/30/2024)																
23062	BRISBANE MACGREGOR	11/01/1971	Active	43	1	3	-4.44%	55	18	1	Y			06/2025		
23061	BRISBANE MOOROOKA	05/17/1965	Active	20	0	0	0.00%	20		5	Y	2	R	01/2025		
Exc Award (06/30/2023)																
134369	Brisbane New Civitas	04/30/2018	Active	10	0	0	0.00%	8		5	Y			11/2025		
33456	BRISBANE PINELANDS	03/15/1977	Active	17	1	1	0.00%	17	0	1	Y		R	09/2025		\$1,292.61
153823	Brisbane Taiwanese	03/01/2023	Active	32	0	0	0.00%	28		7	Y			10/2025		\$201.85
Exc Award (06/30/2024)																
132379	Brisbane Zhong Hua	08/18/2017	Active	36	0	0	0.00%	36		3	Y		N	11/2024		
22238	BRUNSWICK MULLUMBIMBY	09/02/1952	Active	10	0	0	0.00%	10		3	Y	7	R	08/2025		
Exc Award (06/30/2018)																
22239	BURLEIGH HEADS	05/26/1957	Active	23	5	4	4.55%	20	16	0	Y	3	R	06/2025		
30741	CABARITA BEACH & POTTS BCH LC	05/15/1975	Active	15	0	0	0.00%	13		5	Y	2		06/2025		




## Club Health Assessment for District 201Q1 through November 2025

			Status	Membership						Reports				Finance	LCIF	
Club Number	Club Name	Charter Date	Times in Status Quo in Past 2 Years	Current Member Count **	YTD Members Added	YTD Members Dropped	YTD Net Growth% ***	Member Count 1 Year Ago	Dropped Members Avg.Length of Service	Months Since Membership Update	Current Officers Reported ****	Current President Repeated Term	VP Reported *****	Last Date Reported Service (mm/yyyy)	Account Balance	YTD Donations
64217	CALAMVALE	04/26/2001	Active	6	1	0	20.00%	6		2	Y			09/2025		
	Exc Award (06/30/2020)															
23070	CAPALABA	05/12/1971	Active	21	0	0	0.00%	20		2	Y		N	11/2025		\$32.68
108217	CARRARA	05/10/2010	Active	8	1	0	14.29%	16		2	Y	2		08/2025		
22240	CASINO	10/27/1952	Active	17	1	1	0.00%	15	18	2	Y			01/2025		
22244	COOLANGATTA-TWEED HEADS	10/14/1952	Active	11	1	0	10.00%	10		4	Y	2	N	08/2025		
59820	FASSIFERN	06/30/1997	Active	7	0	0	0.00%	7		16	N	None		11/2024		
34469	Gold Coast Redlands Gawrehma	09/07/1977	Active	3	0	0	0.00%	11		5	Y			11/2024		
111060	GOLD COAST TALLEBUDGERA	05/12/2011	Active	31	0	0	0.00%	43		5	Y	5	N	10/2025		
	Exc Award (06/30/2018, 06/30/2020, 06/30/2023)															
22247	GOONDIWINDI	06/29/1965	Active	22	0	9	-29.03%	31	11	2	Y			11/2024		
109568	GOONELLABAH WOLLONGBAR & DISTRICTS	11/03/2010	Active	16	1	2	-5.88%	18	15	0	Y	10	R	09/2025		
106001	GREATER MOUNT GRAVATT MANSFIELD	06/24/2009	Active	15	0	0	0.00%	11		1	Y	3	N	11/2025		\$52.09
65225	GRIFFITH UNIVERSITY	04/09/2002	Active	12	0	0	0.00%	12		2	Y	2		10/2025		\$130.71
42000	HARRISVILLE	11/19/1982	Active	37	0	0	0.00%	37		4	N			11/2024		\$6,463.06
41381	HELENSVALE	05/13/1982	Active	26	0	0	0.00%	30		0	Y		N	11/2025		\$1,314.74
	Exc Award (06/30/2021, 06/30/2023)															
22248	INGLEWOOD	12/28/1971	Active	17	0	0	0.00%	10		8	Y	2		11/2024		
43255	KILLARNEY	12/16/1983	Active	14	0	0	0.00%	18		5	Y			11/2024		
22251	KINGSCLIFF	09/12/1957	Active	21	3	0	16.67%	18		1	Y	2		01/2025		
22252	KYOGLE	08/26/1952	Active	23	2	3	-4.17%	26	15	3	Y	2		06/2025		
66540	LENNOX HEAD	08/13/2002	Active	29	2	1	3.57%	28	12	1	Y	5	R	11/2025		
22253	LISMORE	07/01/1947	Active	30	0	0	0.00%	30		4	Y		N	10/2025		\$646.31
38918	LISMORE CITY L C	09/05/1980	Active	15	0	0	0.00%	15		19	Y	2	R	11/2024		
131085	Logan Underwood	05/25/2017	Active	23	0	0	0.00%	24		5	Y	3		05/2025		
56782	LOGAN VILLAGE	04/12/1995	Active	50	0	6	-10.71%	53	2	1	Y		N	11/2024		
	Exc Award (06/30/2021)															



## Club Health Assessment for District 201Q1 through November 2025

			Status	Membership					Reports					Finance		LCIF
Club Number	Club Name	Charter Date	Times in Status Quo in Past 2 Years	Current Member Count **	YTD Members Added	YTD Members Dropped	YTD Net Growth% ***	Member Count 1 Year Ago	Dropped Members Avg.Length of Service	Months Since Membership Update	Current Officers Reported ****	Current President Repeated Term	VP Reported *****	Last Date Reported Service (mm/yyyy)	Account Balance	YTD Donations
84242	MACLEAY ISLAND	10/15/2004	Active	43	24	0	126.32%	19		3	Y	3	R	11/2024	90+ Days	
43911	MUDGEERABA	05/04/1984	Active	40	11	2	29.03%	27	4	0	Y	5		11/2025		
22258	MURWILLUMBAH	08/03/1948	Active	22	0	0	0.00%	22		5	Y		IP	11/2024		
22261	PALM BEACH CURRUMBIN	05/26/1957	Active	25	2	5	-10.71%	28	25	1	N	2		11/2024		
52651	REDLAND BAY-VICTORIA POINT	03/05/1992	Active	13	0	0	0.00%	19		5	Y			11/2025		
23083	REDLAND CITY, INC. L C	06/29/1966	Active	16	7	0	77.78%	9		2	Y		R	11/2024		
49134	ROBINA	01/05/1989	Active	33	0	0	0.00%	31		2	Y			11/2025		
Exc Award (06/30/2017)																
23084	ROCHEDALE SPRINGWOOD	05/10/1972	Active	16	0	1	-5.88%	19	3	3	Y	12		11/2025		
30616	ROSEWOOD	04/14/1975	Active	28	3	0	12.00%	28		2	Y			11/2024		
30786	RUNAWAY BAY	05/06/1975	Active	18	2	1	5.88%	21	21	0	Y		R	11/2024		
Exc Award (06/30/2020)																
22264	SOUTHPORT	10/22/1952	Active	16	1	0	6.67%	18		1	Y	7		11/2024	\$653.55	
34880	ST GEORGE	12/30/1977	Active	11	0	0	0.00%	13		5	N			11/2024		
22265	STANTHORPE	02/14/1961	Active	41	5	0	13.89%	39		2	Y		N	02/2025		
23086	SUNNYBANK	04/09/1963	Active	22	1	2	-4.35%	19	1	1	Y		N	08/2025		
52761	TAMBORINE MOUNTAIN	03/23/1992	Active	38	0	2	-5.00%	43	6	1	Y	2		11/2025		
Exc Award (06/30/2024)																
108936	TAMBORINE VILLAGE	07/20/2010	Active	28	1	2	-3.45%	30	8	0	Y	2	N	09/2025		
22269	TENTERFIELD	06/17/1966	Active	18	1	2	-5.26%	21	5	0	Y	2	N	11/2025		
Exc Award (06/30/2021)																
22270	TEXAS	12/09/1961	P- Active(1)	3	0	0	0.00%	3		19	N	None		11/2024		
136257	Upper Coomera	08/22/2018	Active	8	0	0	0.00%	11		7	Y	2		11/2025		
22274	WARWICK	02/22/1958	Active	13	1	2	-7.14%	16	3	0	Y		N	08/2025		\$656.17

Clubs Cancelled Previous Fiscal Year – Clubs Cancelled within last 12 months may be reinstated

Club Number	Club Name	Charter Date	Current Status*	Cancellation Date
47307	BONALBO UPPER CLARENCE	05/06/1987	Cancelled(6*)	06/29/2025
124336	BRISBANE UNITED ASIA BUSINESS	03/24/2015	Cancelled(6*)	08/29/2024



## Club Health Assessment for District 201Q1 through November 2025

INTERNATIONAL

Club Number	Club Name	Charter Date	Status	Membership						Reports				Finance	LCIF				
			Times in Status Quo in Past 2 Years	Current Member Count **	YTD Members Added	YTD Members Dropped	YTD Net Growth***	Member Count 1 Year Ago	Dropped Members Avg.Length of Service	Months Since Membership Update	Current Officers Reported ****	Current President Repeated Term	VP Reported *****	Last Date Reported Service (mm/yyyy)	Account Balance	YTD Donations			
52156	ORMEAU	11/12/1991	Cancelled(8*)	06/29/2025															
Current Total Clubs Count	YTD New Clubs Count	YTD Cancelled Clubs Count	YTD Net Club Gain	Current Total Members Count	YTD Add	YTD Drop	YTD Net Growth	Member Count 12 Months Ago	Average Member Count Per Club	% of Clubs with less than 20 members	% No Officer Report in 12 Months	% of Clubs with balance 90+ days	Number of Clubs in Status Quo	% Status Quo Clubs in Financial Suspension	Number of Cancelled Clubs	Average Cancelled Club Age	Members Lost Due to Cancellation	% of Clubs Cancelled for Non-Financial Reasons	
65	0	0	0	1,350	89	60	29	2.20%	1,395	21	54%	3%	2%	0	0%	0	0	0	0%

\* - P - Priority Club. Cancellation Reasons: 1-Objectives/conduct, 2-Non-active club, 5-Non-existing club, 6-Disbanding, 7-Merger, 8-Financial Suspension, 9-District/Multiple District Dues.

\*\* Red denotes below 15 active members.

\*\*\* Red denotes 20% + loss.

\*\*\*\* Y - all 3 (President, Secretary, Treasurer) club officers reported, N - not all 3 reported.

\*\*\*\*\* Abbreviation: N-New, IP-Immediate Past, R-Repeat.





## Club Health Assessment for District 201Q2 through November 2025

			Status	Membership						Reports				Finance		LCIF
Club Number	Club Name	Charter Date	Times in Status Quo in Past 2 Years	Current Member Count **	YTD Members Added	YTD Members Dropped	YTD Net Growth% ***	Member Count 1 Year Ago	Dropped Members Avg.Length of Service	Months Since Membership Update	Current Officers Reported ****	Current President Repeated Term	VP Reported *****	Last Date Reported Service (mm/yyyy)	Account Balance	YTD Donations
Clubs less than two years old																
171668	Hela	05/17/2024	Active	15	0	0	0.00%	20		5	Y	3		06/2025		
Clubs more than two years old																
22608	ATHERTON	02/24/1957	Active	24	2	1	4.35%	21	47	3	Y	2	N	11/2025		
22609	BABINDA	08/09/1971	Active	13	1	1	0.00%	15	48	1	Y			04/2025		
Exc Award (06/30/2017)																
109560	BLUE RIVER MACKAY	11/11/2010	Active	12	2	1	9.09%	13	2	3	N	None		06/2025		
23017	BOWEN	03/30/1965	Active	9	1	0	12.50%	8		2	Y			10/2025		
22610	CAIRNS	10/11/1956	Active	11	0	2	-15.38%	14	9	3	N	2		11/2025		
22611	CAIRNS BARRIER REEF	06/07/1961	Active	29	2	2	0.00%	28	1	0	Y		IP	11/2025		\$199.20
Exc Award (06/30/2021, 06/30/2023, 06/30/2024)																
138521	Cairns Marlin Coast	06/10/2019	Active	18	5	0	38.46%	16		0	Y		IP	11/2025	90+ Days	
Exc Award (06/30/2021, 06/30/2023)																
22612	CAIRNS TRINITY BAY	02/19/1963	P- Active	0	0	0	0.00%	4		9	N	None		11/2024		
22613	CARDWELL	03/27/1968	Active	18	5	2	20.00%	17	5	0	Y		N	10/2025		
23020	CHARTERS TOWERS	03/17/1963	Active	18	3	2	5.88%	17	0	0	Y		IP	05/2025		
23021	CLONCURRY	11/16/1967	Active	10	0	0	0.00%	10		15	Y	5		10/2025		
23022	COLLINSVILLE	09/23/1965	Active	11	0	3	-21.43%	15	6	1	Y	7	N	10/2025		
111149	DALRYMPLE REGIONAL	06/01/2011	Active	11	0	3	-21.43%	14	16	0	Y	5	R	07/2025		
22614	DIMBULAH	07/04/1961	Active	22	0	0	0.00%	22		5	Y		N	07/2025		
45172	EDMONTON	06/30/1985	Active	13	0	1	-7.14%	12	16	1	Y			11/2025		
37084	ENDEAVOUR L C	05/09/1979	Active	18	1	13	-40.00%	28	4	1	Y	3	R	05/2023		
22615	GORDONVALE	08/21/1968	Active	23	1	0	4.55%	22		3	Y			06/2025	90+ Days	
67423	HERBERTON	03/11/2003	Active	6	0	3	-33.33%	9	13	4	Y			08/2025		
145268	Herberton Lioness	03/04/2021	Active	5	0	0	0.00%	5		19	Y	4		10/2025		
23030	HOME HILL - AYR INC.	11/11/1963	Active	24	1	4	-11.11%	26	6	3	Y		N	11/2025		\$1,000.32
Exc Award (06/30/2023)																
124969	Hughenden	06/12/2015	Active	14	0	0	0.00%	17		5	Y	3	R	09/2025		



## Club Health Assessment for District 201Q2 through November 2025

			Status	Membership						Reports				Finance	LCIF	
Club Number	Club Name	Charter Date	Times in Status Quo in Past 2 Years	Current Member Count **	YTD Members Added	YTD Members Dropped	YTD Net Growth% ***	Member Count 1 Year Ago	Dropped Members Avg.Length of Service	Months Since Membership Update	Current Officers Reported ****	Current President Repeated Term	VP Reported *****	Last Date Reported Service (mm/yyyy)	Account Balance	YTD Donations
22617	INGHAM	12/05/1961	Active	40	1	3	-4.76%	39	2	0	Y		N	11/2025		\$967.91
143726	Innisfail Lioness	11/30/2020	Active	28	0	4	-12.50%	33	4	0	Y	4		11/2025		
Exc Award (06/30/2023)																
23032	JULIA CREEK	06/23/1964	Active	12	0	0	0.00%	9		5	Y		IP	11/2023		
110870	LAE	04/28/2011	Active	7	0	0	0.00%	7		20	Y	7		10/2013		
146294	Lae Lioness	05/21/2021	Active	7	0	0	0.00%	7		15	Y	4	R	11/2023		
23033	LEICHHARDT	02/15/1972	Active	8	0	0	0.00%	15		5	N	None		06/2023		
22621	LOWER HERBERT HALIFAX	05/01/1963	Active	16	0	0	0.00%	16		7	Y	4	R	08/2025		
23035	MACKAY	10/07/1961	Active	24	0	1	-4.00%	24	41	1	Y		R	09/2025		
Exc Award (06/30/2019)																
35408	MACKAY NORTHERN BEACHES	04/20/1978	P- Active	9	0	0	0.00%	7		7	Y	3		09/2025		\$489.49
121379	Madang	02/18/2014	Active	9	0	0	0.00%	9		17	Y	12		04/2016		
23037	MAGNETIC ISLAND	09/24/1962	Active	6	0	0	0.00%	6		7	Y	24		01/2012		
22622	MALANDA	12/16/1964	Active	24	0	0	0.00%	20		3	Y	8		09/2025		
22623	MAREEBA	09/04/1958	Active	34	7	1	21.43%	25	2	0	Y	3		11/2025		
22624	MILLAA MILLAA	08/10/1967	Active	25	1	0	4.17%	24		4	Y		N	09/2025		
40166	MIRANI SUGAR VALLEY	06/30/1981	Active	25	3	1	8.70%	21	1	1	Y		IP	09/2025		
37859	MISSION BEACH	12/26/1979	Active	14	0	1	-6.67%	17	46	1	Y		N	11/2025		
22625	MOSSMAN	10/23/1962	P- Active	0	0	0	0.00%	0		20	N	None		03/2019		
145747	North Queensland All Abilities	03/25/2021	Active	4	0	0	0.00%	6		5	N	None		07/2024		
108126	PORT MORESBY CITY	04/19/2010	Active	18	3	3	0.00%	18	2	3	Y		R	03/2023	90+ Days	\$882.38
23041	PROSERPINE	11/20/1968	Active	35	0	0	0.00%	42		1	Y	2	R	11/2025	90+ Days	
Exc Award (06/30/2023, 06/30/2024)																
145545	Queensland Multicultural	03/17/2021	P- Active	0	0	0	0.00%	13		11	N	None		11/2022		
43912	RAVENSHOE & DISTRICT	05/22/1984	Active	6	0	1	-14.29%	8	48	4	Y	2		07/2025		
23042	RICHMOND	04/22/1963	Active	9	0	1	-10.00%	10	45	2	Y	5		10/2023		
98837	ROLLINGSTONE AND DISTRICT	03/22/2007	Active	23	1	3	-8.00%	25	1	0	Y			10/2025		
Exc Award (06/30/2023, 06/30/2025)																
33375	SARINA	02/09/1977	Active	17	0	0	0.00%	16		4	N	None		03/2023		



## Club Health Assessment for District 201Q2 through November 2025

						Status				Membership				Reports				Finance		LCIF
Club Number	Club Name	Charter Date	Times in Status Quo in Past 2 Years			Current Member Count **	YTD Members Added	YTD Members Dropped	YTD Net Growth***	Member Count 1 Year Ago	Dropped Members Avg.Length of Service	Months Since Membership Update	Current Officers Reported ****	Current President Repeated Term	VP Reported *****	Last Date Reported Service (mm/yyyy)	Account Balance	YTD Donations		
43913	TABUBIL	05/15/1984	Active			29	0	0	0.00%	29		20	Y	14						
60800	THURINGOWA ALICE RIVER	05/19/1998	Active			15	0	0	0.00%	16		4	Y	2	N	11/2025				
36602	TOLGA & DISTRICT L C	02/16/1979	Active			12	0	0	0.00%	11		6	Y	5	R	10/2025				
60734	TOWNSVILLE BARRIER REEF	05/07/1998	Active			11	0	0	0.00%	10		4	Y	6		11/2025		\$980.32		
23048	TOWNSVILLE CASTLE HILL	08/01/1962	Active			43	1	6	-10.42%	51	8	0	Y		R	11/2025		\$98.42		
Exc Award (06/30/2023, 06/30/2024)																				
116711	TOWNSVILLE CENTRAL	05/02/2012	Active			9	0	1	-10.00%	10	8	1	Y	10	R	06/2025				
23049	TOWNSVILLE CLEVELAND BAY INC	07/01/1960	Active			9	4	1	50.00%	4	0	1	Y	4		11/2025	90+ Days			
141666	Townsville Lioness	06/09/2020	Active			14	2	1	7.69%	12	0	2	Y	4		11/2025				
23050	TOWNSVILLE MT STUART	01/19/1967	Active			20	1	2	-4.76%	20	19	2	Y			11/2025		\$99.73		
45803	TOWNSVILLE NORTHERN SUBURBS	02/10/1986	Active			33	2	1	3.13%	31	49	1	Y		N	11/2025		\$264.89		
Exc Award (06/30/2023)																				
31311	TOWNSVILLE ROSS VALLEY	10/31/1975	Active			17	2	1	6.25%	17	0	1	Y		N	10/2025		\$656.17		
22630	TULLY	03/08/1971	Active			16	1	0	6.67%	16		2	Y		N	11/2025		\$656.17		
22634	WEIPA	03/04/1970	Active			5	0	0	0.00%	5		20	N	None		01/2015				
23046	WHITSUNDAY L C	07/20/1971	Active			22	1	0	4.76%	19		4	Y	4		11/2025		\$1,953.39		
45173	YUNGABURRA	06/07/1985	Active			11	0	1	-8.33%	12	17	1	Y	2	R	10/2025				
144341	Yungaburra Lioness	02/19/2021	Active			10	1	0	11.11%	9		1	Y			10/2025				
Current Total Clubs Count	YTD New Clubs Count	YTD Cancelled Clubs Count	YTD Net Club Gain	Current Total Members Count	YTD Add	YTD Drop	YTD Net Growth	YTD Net Growth %	Member Count 12 Months Ago	Average Member Count Per Club	% of Clubs with less than 20 members	% No Officer Report in 12 Months	% of Clubs with balance 90+ days	Number of Clubs in Status Quo	% Status Quo Clubs in Financial Suspension	Number of Cancelled Clubs	Average Cancelled Club Age	Members Lost Due to Cancellation	% of Clubs Cancelled for Non-Financial Reasons	
63	0	0	0	1,000	55	71	-16	-1.57%	1,042	16	70%	0%	8%	0	0%	0	0	0	0%	

\* - P - Priority Club. Cancellation Reasons: 1-Objectives/conduct, 2-Non-active club, 5-Non-existing club, 6-Disbanding, 7-Merger, 8-Financial Suspension, 9-District/Multiple District Dues.

\*\* Red denotes below 15 active members.

\*\*\* Red denotes 20% + loss.

\*\*\*\* Y - all 3 (President, Secretary, Treasurer) club officers reported, N - not all 3 reported.

\*\*\*\*\* Abbreviation: N-New, IP-Immediate Past, R-Repeat.




## Club Health Assessment for District 201Q3 through November 2025

			Status	Membership						Reports				Finance	LCIF	
Club Number	Club Name	Charter Date	Times in Status Quo in Past 2 Years	Current Member Count **	YTD Members Added	YTD Members Dropped	YTD Net Growth% ***	Member Count 1 Year Ago	Dropped Members Avg.Length of Service	Months Since Membership Update	Current Officers Reported ****	Current President Repeated Term	VP Reported *****	Last Date Reported Service (mm/yyyy)	Account Balance	YTD Donations
Clubs less than two years old																
157850	Caboolture North	04/04/2024	Active	19	2	5	-13.64%	19	1	1	Y	2		11/2025		
Clubs more than two years old																
32384	ALBANY CREEK Exc Award (06/30/2022)	06/15/1976	Active	15	0	1	-6.25%	14	0	0	Y	2	R	11/2025		
22697	ASHGROVE THE GAP INC. Exc Award (06/30/2016, 06/30/2019, 06/30/2020)	03/05/1968	Active	43	1	0	2.38%	43		0	Y		IP	11/2025		
22686	BEERWAH	05/17/1967	Active	21	3	0	16.67%	19		1	Y	5		10/2025		\$653.55
139581	Blackall Range Exc Award (06/30/2022, 06/30/2023)	08/23/2019	Active	29	0	1	-3.33%	30	4	1	Y	2	R	11/2025		\$65.35
36016	BOONDALL	08/16/1978	Cancelled(6*)	0	0	0	0.00%	10		3	N	None		06/2025		
36244	BRACKENRIDGE CENTRAL L C Exc Award (06/30/2024, 06/30/2025)	11/22/1978	Active	40	2	2	0.00%	37	15	1	N			07/2025		\$348.08
22687	BRIBIE ISLAND	03/19/1970	Active	32	7	4	10.34%	31	15	0	Y	4	R	10/2025		
54865	BRISBANE BRAMBLE BAY	09/10/1993	Active	17	3	0	21.43%	14		4	Y	4	R	11/2025		
39444	BRISBANE BUNYA Exc Award (06/30/2018, 06/30/2019, 06/30/2023)	02/12/1981	Active	50	6	2	8.70%	42	2	1	Y	2	R	11/2025		\$130.71
105492	BRISBANE INNER NORTH Exc Award (06/30/2020, 06/30/2022, 06/30/2023)	05/26/2009	Active	34	3	0	9.68%	30		1	Y		N	11/2025		\$131.47
22694	BRISBANE METROPOLITAN Exc Award (06/30/2017)	07/06/1964	Active	17	0	0	0.00%	18		2	Y		N	02/2025		
22701	BRISBANE NUNDAH	03/25/1969	Active	12	0	1	-7.69%	14	33	2	Y			06/2025		
23063	BRISBANE OXLEY SHERWOOD Exc Award (06/30/2019, 06/30/2021)	10/04/1962	Active	17	2	0	13.33%	14		1	Y		R	10/2025		
37261	BRISBANE WEST	06/06/1979	Active	21	0	5	-19.23%	25	2	3	Y	2	N	09/2024		
22704	CALOUNDRA Exc Award (06/30/2023)	02/02/1957	Active	30	4	0	15.38%	28		2	Y		N	11/2025		\$323.15
133864	Caloundra West	02/21/2018	Active	15	1	1	0.00%	19	6	1	Y		N	07/2025		



## Club Health Assessment for District 201Q3 through November 2025

			Status	Membership						Reports				Finance	LCIF	
Club Number	Club Name	Charter Date	Times in Status Quo in Past 2 Years	Current Member Count **	YTD Members Added	YTD Members Dropped	YTD Net Growth% ***	Member Count 1 Year Ago	Dropped Members Avg.Length of Service	Months Since Membership Update	Current Officers Reported ****	Current President Repeated Term	VP Reported *****	Last Date Reported Service (mm/yyyy)	Account Balance	YTD Donations
66670	CECIL PLAINS	09/26/2002	Active	20	0	2	-9.09%	23	1	4	Y			11/2025		
	Exc Award (06/30/2023)															
22241	CHARLEVILLE	06/05/1973	Active	25	8	2	31.58%	19	16	0	Y			10/2025		
22242	CHINCHILLA	06/22/1965	Active	22	0	0	0.00%	20		5	Y	2		06/2025		
22243	CLIFTON	09/14/1967	Active	25	11	0	78.57%	9		1	Y	2	R	10/2025		\$326.77
	Exc Award (06/30/2022, 06/30/2023)															
29649	CROWS NEST	07/15/1974	Active	19	7	0	58.33%	12		2	Y		N	06/2025		
	Exc Award (06/30/2023, 06/30/2024)															
22245	DALBY	02/14/1959	Active	47	0	2	-4.08%	53	3	0	Y		N	11/2025		\$1,972.10
	Exc Award (06/30/2019, 06/30/2023)															
41557	DAYBORO	06/11/1982	Active	21	2	5	-12.50%	23	14	0	Y	2	N	08/2025		
33045	DECEPTION BAY	11/23/1976	Active	23	3	2	4.55%	24	1	0	Y			07/2025		
22708	ENOGGERA	02/17/1965	Active	10	0	0	0.00%	10		5	Y	3		11/2025		
48675	ESK	06/02/1988	Active	10	2	2	0.00%	10	0	3	Y	3	N	11/2025		
82852	FERNVALE	06/28/2004	Active	20	0	0	0.00%	19		6	Y	2	R	11/2025		\$328.68
54931	FOREST LAKE	10/15/1993	Active	16	0	3	-15.79%	23	8	0	Y			10/2025		
22246	GATTON	04/03/1968	Active	9	0	0	0.00%	9		8	Y	11		09/2024		
22709	GOLDEN VALLEY KEPERRA	06/12/1972	Active	79	5	0	6.76%	72		1	Y		N	11/2025		
	Exc Award (06/30/2020, 06/30/2023, 06/30/2024)															
48184	HIGHFIELDS NORTH EASTERN DOWNS	02/15/1988	Active	15	1	0	7.14%	15		3	Y		N	07/2025		
29597	INALA	06/26/1974	Active	19	2	0	11.76%	18		1	Y		N	11/2025		
22249	IPSWICH	03/28/1962	Active	22	2	0	10.00%	19		0	Y		R	11/2025		\$1,302.48
	Exc Award (06/30/2020, 06/30/2023)															
22250	IPSWICH REDBNK-GOODNA	03/12/1973	Active	9	0	2	-18.18%	11	20	0	Y	5	N	11/2025		
37083	JANDOWAE	05/09/1979	Active	4	0	1	-20.00%	4	44	0	Y			11/2025		\$164.04
22711	KALLANGUR	03/13/1969	Active	35	1	1	0.00%	35	11	2	Y		N	10/2025		
	Exc Award (06/30/2022, 06/30/2024)															
37708	KILCOY	11/19/1979	Active	12	1	1	0.00%	12	1	1	Y	2	N	10/2025		\$163.24
29651	LAIDLEY	07/15/1974	Active	11	2	0	22.22%	11		1	Y	7	R	11/2025		\$325.56




## Club Health Assessment for District 201Q3 through November 2025

			Status	Membership						Reports				Finance	LCIF	
Club Number	Club Name	Charter Date	Times in Status Quo in Past 2 Years	Current Member Count **	YTD Members Added	YTD Members Dropped	YTD Net Growth% ***	Member Count 1 Year Ago	Dropped Members Avg.Length of Service	Months Since Membership Update	Current Officers Reported ****	Current President Repeated Term	VP Reported *****	Last Date Reported Service (mm/yyyy)	Account Balance	YTD Donations
40260	LAKE CURRIMUNDI-KAWANA	07/07/1981	Active	11	3	2	10.00%	14	5	1	Y			11/2025		\$196.85
	Exc Award (06/30/2024)															
22254	LOWOOD	01/03/1974	Active	26	0	1	-3.70%	28	4	4	Y	3	R	09/2025		
42572	MALENY BLACKALL RANGE	04/15/1983	Active	35	3	2	2.94%	38	1	0	Y	2	N	11/2025		\$656.17
	Exc Award (06/30/2020)															
22257	MILLMERRAN	10/11/1967	Active	15	3	3	0.00%	16	1	0	Y	2	N	11/2025		
132869	Mooloolah Valley	10/19/2017	Active	18	1	0	5.88%	17		4	Y	6	N	10/2025		
	Exc Award (06/30/2020)															
45330	MORAYFIELD & DISTRICT	08/26/1985	Active	37	3	3	0.00%	38	8	2	Y	2	N	11/2025		\$2,609.58
	Exc Award (06/30/2016, 06/30/2018)															
99716	NORTH LAKES	06/27/2007	Active	20	0	2	-9.09%	25	11	0	Y	3	N	10/2025		
	Exc Award (06/30/2018)															
22260	OAKEY	08/03/1960	Active	9	0	0	0.00%	12		5	Y	6		11/2024		
22715	PINE RIVERS	03/28/1957	Active	14	0	0	0.00%	21		5	Y	2	R	10/2025		
22262	PITTSWORTH	03/30/1965	Active	23	0	0	0.00%	23		1	Y			11/2025		
	Exc Award (06/30/2017)															
38193	REDCLIFFE CENTRAL	03/06/1980	Active	24	0	2	-7.69%	29	1	0	Y		N	10/2025		\$163.39
	Exc Award (06/30/2023)															
50930	REDCLIFFE KIPPA-RING	09/10/1990	Active	16	2	3	-5.88%	17	18	0	N	2	R	01/2025		
	Exc Award (06/30/2017)															
22263	ROMA	01/22/1967	Active	24	1	0	4.35%	21		0	Y		N	11/2025		
127041	Sandstone Point	03/14/2016	Active	35	3	3	0.00%	38	14	0	Y		N	10/2025		
	Exc Award (06/30/2017, 06/30/2018, 06/30/2020, 06/30/2024)															
22268	TAROOM	10/18/1966	Active	11	1	2	-8.33%	14	4	0	Y		IP	10/2025		
133191	Teneriffe	11/20/2017	Active	34	0	2	-5.56%	32	2	4	Y		N	04/2025		
	Exc Award (06/30/2021)															
22271	TOOWOOMBA	04/23/1954	Active	19	0	0	0.00%	18		2	Y		IP	11/2025		
22272	TOOWOOMBA CITY	02/22/1966	Active	13	0	0	0.00%	14		4	Y		R	11/2025		
	Exc Award (06/30/2023)															
22273	TOOWOOMBA WEST	01/21/1963	Active	55	2	2	0.00%	57	10	0	Y		N	11/2025		
	Exc Award (06/30/2016, 06/30/2017, 06/30/2019, 06/30/2023)															



## Club Health Assessment for District 201Q3 through November 2025

			Status	Membership						Reports				Finance	LCIF	
Club Number	Club Name	Charter Date	Times in Status Quo in Past 2 Years	Current Member Count **	YTD Members Added	YTD Members Dropped	YTD Net Growth% ***	Member Count 1 Year Ago	Dropped Members Avg.Length of Service	Months Since Membership Update	Current Officers Reported ****	Current President Repeated Term	VP Reported *****	Last Date Reported Service (mm/yyyy)	Account Balance	YTD Donations
34881	TOOWOOMBA WILSONTON	12/13/1977	Active	30	1	0	3.45%	27		2	Y	2	N	09/2025		
	Exc Award (06/30/2020, 06/30/2023)															
131147	Wamuran	06/02/2017	Active	21	2	1	5.00%	23	3	1	Y	2	N	11/2025		
	Exc Award (06/30/2024)															
29230	WANDOAN	04/30/1974	Active	6	0	1	-14.29%	7	16	0	Y		IP	10/2025		
124700	Westbrook and District	04/27/2015	Active	14	0	5	-26.32%	18	9	1	Y		N	09/2025		
106690	WITHCOTT HELIDON	09/28/2009	Active	9	1	0	12.50%	9		4	Y	2	R	10/2025		
43527	WOODFORD	02/17/1984	Active	27	0	0	0.00%	26		5	Y	4	R	06/2025		

Clubs Cancelled Previous Fiscal Year – Clubs Cancelled within last 12 months may be reinstated

Club Number	Club Name	Charter Date	Current Status*	Cancellation Date
66575	SAMFORD	08/27/2002	Cancelled(6*)	03/29/2025
138623	Warner Qld	06/21/2019	Cancelled(6*)	08/29/2024

Current Total Clubs Count	YTD New Clubs Count	YTD Cancelled Clubs Count	YTD Net Club Gain	Current Total Members Count	YTD Add	YTD Drop	YTD Net Growth	YTD Net Growth %	Member Count 12 Months Ago	Average Member Count Per Club	% of Clubs with less than 20 members	% No Officer Report in 12 Months	% of Clubs with balance 90+ days	Number of Clubs in Status Quo	% Status Quo Clubs in Financial Suspension	Number of Cancelled Clubs	Average Cancelled Club Age	Members Lost Due to Cancellation	% of Clubs Cancelled for Non-Financial Reasons
63	0	1	-1	1,431	107	79	28	2.00%	1,440	23	48%	0%	0%	0	0%	1	75	0	100%

\* - P - Priority Club. Cancellation Reasons: 1-Objectives/conduct, 2-Non-active club, 5-Non-existing club, 6-Disbanding, 7-Merger, 8-Financial Suspension, 9-District/Multiple District Dues.

\*\* Red denotes below 15 active members.

\*\*\* Red denotes 20% + loss.

\*\*\*\* Y - all 3 (President, Secretary, Treasurer) club officers reported, N - not all 3 reported.

\*\*\*\*\* Abbreviation: N-New, IP-Immediate Past, R-Repeat.






## Club Health Assessment for District 201Q4 through November 2025

			Status	Membership					Reports				Finance	LCIF		
Club Number	Club Name	Charter Date	Times in Status Quo in Past 2 Years	Current Member Count **	YTD Members Added	YTD Members Dropped	YTD Net Growth% ***	Member Count 1 Year Ago	Dropped Members Avg.Length of Service	Months Since Membership Update	Current Officers Reported ****	Current President Repeated Term	VP Reported *****	Last Date Reported Service (mm/yyyy)	Account Balance	YTD Donations
Clubs less than two years old																
157612	Taabinga	03/27/2024	Active	16	1	0	6.67%	15		0	Y	3		10/2025		
Clubs more than two years old																
60914	AGNES WATER CAPTAIN COOK 1770	06/22/1998	Active	8	0	0	0.00%	8		20	Y	7		04/2013		
128039	Australian Motorhoming	06/30/2016	Active	15	1	0	7.14%	13		0	Y			11/2025		\$104.92
	Exc Award (06/30/2017, 06/30/2018)															
23054	BARGARA	03/10/1971	Active	26	2	1	4.00%	23	9	3	Y		N	10/2025	90+ Days	\$656.17
	Exc Award (06/30/2024)															
37528	BIGGENDEN	09/18/1979	Active	3	0	0	0.00%	4		5	N	3		11/2025		
78807	BLACKBUTT BENARKIN	04/26/2004	Active	23	0	1	-4.17%	18	5	1	Y		N	11/2025		\$97.56
23016	BLACKWATER	02/01/1968	Active	9	4	0	80.00%	6		3	Y		N	08/2025		
40795	BLUFF	01/08/1982	Active	6	0	0	0.00%	6		7	Y	4		11/2025		
39293	BOYNE ISLAND	01/12/1981	Active	31	0	0	0.00%	32		2	Y	5		11/2025		
22702	BUDERIM	09/12/1967	Active	35	2	2	0.00%	31	23	0	Y		R	11/2025		
23068	BUNDABERG	10/14/1964	Active	18	0	0	0.00%	18		2	Y		N	11/2025		
23069	BUNDABERG HINKLER	02/19/1970	Active	21	0	0	0.00%	17		8	Y			10/2025		
	Exc Award (06/30/2024)															
29659	BUNDABERG NORTH BUNDABERG	07/23/1974	Active	13	1	0	8.33%	11		4	Y			11/2025		
23018	CALLIDE VALLEY	11/03/1962	Active	11	0	0	0.00%	13		7	Y	13		07/2025		\$1,034.09
36152	COOLUM BEACH	10/25/1978	Active	23	0	2	-8.00%	23	4	0	Y	2		01/2025		
22706	COOROY POMONA L C	05/05/1972	Active	23	3	3	0.00%	23	8	1	N			08/2025	90+ Days	
	Exc Award (06/30/2023)															
31709	DYSART	02/16/1976	Active	10	0	0	0.00%	10		20	Y	14		09/2025		
33890	EIDSVOLD	05/05/1977	Active	7	1	0	16.67%	8		4	Y			07/2025		
23025	EMERALD	08/06/1966	Active	17	1	2	-5.56%	19	15	1	Y	5		08/2025	90+ Days	
29968	EMU PARK	11/18/1974	Active	35	1	0	2.94%	34		5	N		N	10/2025		
46253	FRASER	05/30/1986	Active	27	0	3	-10.00%	31	9	1	Y	4		10/2025		
23073	GAYNDAH	06/26/1973	Active	7	0	0	0.00%	7		19	Y	8		02/2025		





## Club Health Assessment for District 201Q4 through November 2025

			Status	Membership						Reports				Finance	LCIF	
Club Number	Club Name	Charter Date	Times in Status Quo in Past 2 Years	Current Member Count **	YTD Members Added	YTD Members Dropped	YTD Net Growth% ***	Member Count 1 Year Ago	Dropped Members Avg.Length of Service	Months Since Membership Update	Current Officers Reported ****	Current President Repeated Term	VP Reported *****	Last Date Reported Service (mm/yyyy)	Account Balance	YTD Donations
60915	GLENWOOD AND DISTRICT INC	06/22/1998	Active	9	2	0	28.57%	7		3	Y	2		11/2025		
23075	GOOMERI	04/08/1968	Active	7	0	0	0.00%	8		8	Y			10/2025		
36153	GRACEMERE	10/25/1978	Active	9	0	0	0.00%	9		1	Y	8		11/2025		
22710	GYMPIE	06/01/1961	Active	32	2	2	0.00%	31	25	0	N			11/2025		
Exc Award (06/30/2025)																
38348	GYMPIE SOUTH	04/27/1980	Active	18	1	2	-5.26%	18	22	1	N		N	10/2025		
23077	KINGAROY	12/03/1964	Active	24	1	3	-7.69%	26	21	0	Y		N	11/2025		
23034	LONGREACH	10/10/1970	Active	14	0	0	0.00%	14		4	Y	3		12/2024		
143667	Longreach Thomson River	11/23/2020	Active	9	0	4	-30.77%	13	2	0	Y			09/2024		
40261	MARLBOROUGH & DISTRICT	07/17/1981	Active	12	4	0	50.00%	12		3	Y		IP	11/2025		
Exc Award (06/30/2024)																
68894	MAROOCHY NORTH SHORE	06/13/2003	Active	28	2	0	7.69%	31		0	Y			11/2025		
43256	MARY VALLEY	12/02/1983	Active	8	0	3	-27.27%	11	14	4	Y	3		09/2025		
23078	MARYBOROUGH	02/13/1963	Active	19	2	0	11.76%	18		0	Y			11/2025		
34987	MARYBOROUGH GRANVILLE	01/20/1978	Active	9	1	0	12.50%	8		3	Y	3		11/2025		
46549	MARYBOROUGH MARY RIVER INC	09/05/1986	Active	12	0	0	0.00%	16		6	Y	4		10/2025		
23079	MIRIAM VALE	07/07/1971	Active	8	0	0	0.00%	8		20	Y	8		12/2016		
28203	MONTO	03/25/1974	Active	4	0	0	0.00%	4		5	Y	13		09/2025		
30288	MOOLOOLABA	02/13/1975	Active	27	11	0	68.75%	19		1	Y	2		06/2025		\$3,280.83
34048	MOORE PARK	06/08/1977	Active	18	0	0	0.00%	22		5	Y	2	R	11/2025		\$653.55
23023	MOURA	09/13/1967	Active	10	0	0	0.00%	10		1	Y	4	R	10/2025		
43783	MUNDUBBERA	04/10/1984	Active	8	0	1	-11.11%	9	12	0	Y	7		05/2025		
23081	MURGON	01/22/1973	Active	8	0	0	0.00%	8		5	Y	4		03/2020		
36655	NAMBOUR AND DISTRICT	02/28/1979	Active	12	0	0	0.00%	9		7	Y	4		02/2025		
23082	NANANGO	01/21/1956	Active	16	0	0	0.00%	15		5	Y	2	N	01/2025		
28157	NOOSA HEADS	03/08/1974	Active	13	0	0	0.00%	13		15	Y	3	R	09/2023		
40665	PROSTON & DIST	12/22/1981	Active	6	0	0	0.00%	7		5	Y	5	R	11/2025		
23043	ROCKHAMPTON	03/25/1961	Active	10	0	0	0.00%	11		6	Y		R	06/2024		



## Club Health Assessment for District 201Q4 through November 2025

INTERNATIONAL

			Status	Membership					Reports				Finance	LCIF		
Club Number	Club Name	Charter Date	Times in Status Quo in Past 2 Years	Current Member Count **	YTD Members Added	YTD Members Dropped	YTD Net Growth% ***	Member Count 1 Year Ago	Dropped Members Avg.Length of Service	Months Since Membership Update	Current Officers Reported ****	Current President Repeated Term	VP Reported *****	Last Date Reported Service (mm/yyyy)	Account Balance	YTD Donations
23044	ROCKHAMPTON FITZROY RIVER Exc Award (06/30/2023, 06/30/2024)	11/03/1962	Active	46	0	0	0.00%	43		0	Y		N	11/2025	90+ Days	\$653.55
23045	SPRINGSURE	01/15/1974	Active	13	0	2	-13.33%	16	6	4	Y	6	R	04/2019		
22720	TEWANTIN NOOSA L C Exc Award (06/30/2024)	04/04/1967	Active	39	4	0	11.43%	44		2	Y		N	11/2025		
40664	THE CAVES & DISTRICT	12/21/1981	Active	19	0	0	0.00%	20		6	Y	2	R	11/2025		
41384	THEODORE	05/13/1982	Active	9	0	0	0.00%	9		1	Y	2		11/2025		
46751	TIARO & DIST	12/22/1986	Active	13	0	0	0.00%	11		5	N	None		01/2019		
36829	TIN CAN BAY	03/30/1979	Active	6	0	0	0.00%	3		7	Y	5		04/2024		
23087	WONDAI	09/11/1956	Active	11	2	2	0.00%	12	2	1	Y	4	N	08/2025		
38698	WOOROOLIN	06/23/1980	Active	15	0	0	0.00%	15		5	Y		N	08/2025		
23052	YEPPOON Exc Award (06/30/2021)	03/29/1967	Active	39	0	1	-2.50%	41	1	3	Y	3	N	05/2025		

Clubs Cancelled Previous Fiscal Year – Clubs Cancelled within last 12 months may be reinstated

Club Number	Club Name	Charter Date	Current Status*	Cancellation Date
36921	BOYNE VALLEY L C	04/18/1979	Cancelled(6*)	09/29/2024
23076	HERVEY BAY LIONS CLUB	12/07/1965	Cancelled(6*)	06/29/2025

Current Total Clubs Count	YTD New Clubs Count	YTD Cancelled Clubs Count	YTD Net Club Gain	Current Total Members Count	YTD Add	YTD Drop	YTD Net Growth	YTD Net Growth %	Member Count 12 Months Ago	Average Member Count Per Club	% of Clubs with less than 20 members	% No Officer Report in 12 Months	% of Clubs with balance 90+ days	Number of Clubs in Status Quo	% Status Quo Clubs in Financial Suspension	Number of Cancelled Clubs	Average Cancelled Club Age	Members Lost Due to Cancellation	% of Clubs Cancelled for Non-Financial Reasons
58	0	0	0	944	49	34	15	1.61%	941	16	72%	0%	7%	0	0%	0	0	0	0%

\* - P - Priority Club. Cancellation Reasons: 1-Objectives/conduct, 2-Non-active club, 5-Non-existing club, 6-Disbanding, 7-Merger, 8-Financial Suspension, 9-District/Multiple District Dues.

\*\* Red denotes below 15 active members.

\*\*\* Red denotes 20% + loss.

\*\*\*\* Y - all 3 (President, Secretary, Treasurer) club officers reported, N - not all 3 reported.

\*\*\*\*\* Abbreviation: N-New, IP-Immediate Past, R-Repeat.



# Club Health Assessment for District 201C1 through November 2025

			Status	Membership					Reports					Finance	LCIF	
Club Number	Club Name	Charter Date	Times in Status Quo in Past 2 Years	Current Member Count **	YTD Members Added	YTD Members Dropped	YTD Net Growth% ***	Member Count 1 Year Ago	Dropped Members Avg.Length of Service	Months Since Membership Update	Current Officers Reported ****	Current President Repeated Term	VP Reported *****	Last Date Reported Service (mm/yyyy)	Account Balance	YTD Donations
Clubs less than two years old																
180498	Adelaide Filipino	02/09/2025	Active	30	1	0	3.45%	0		3	Y	2	R	11/2025		
Clubs more than two years old																
22644	ADELAIDE HELLENIC	06/23/1972	Active(1)	24	3	0	14.29%	22		3	Y		N	10/2025	90+ Days	
34684	ADELAIDE ITALIAN	11/29/1977	Active	28	2	0	7.69%	26		1	Y		N	09/2025		
59922	ADELAIDE WEST	08/29/1997	Active	5	0	0	0.00%	5		2	Y	16		12/2014		
47658	ANGASTON & DIST	07/31/1987	Active	17	1	0	6.25%	16		2	Y	2		10/2025		
Exc Award (06/30/2023)																
123087	Angle Vale	09/08/2014	Active	16	0	2	-11.11%	19	1	3	Y	2		10/2025		
Exc Award (06/30/2018)																
32967	ATHELSTONE-ROSTREVOR	11/04/1976	Active	16	0	0	0.00%	20		10	Y	3		11/2025		
Exc Award (06/30/2021)																
22817	BALAKLAVA & DISTRICT L C	05/12/1970	Active	17	0	0	0.00%	17		5	Y	3		11/2025		\$326.77
22646	BAROSSA VALLEY L C	06/26/1967	Active	33	2	1	3.13%	30	0	3	Y	3	N	11/2025		
35966	BOOLEROO CENTRE & DISTRICTS LC	07/07/1978	Active	13	1	0	8.33%	12		4	Y	2	R	10/2025		
22651	BURNSIDE	05/04/1962	Active	18	1	3	-10.00%	22	5	0	Y			11/2025		
31370	BUTE & DISTRICTS	11/10/1975	Active	24	0	0	0.00%	24		13	Y		N	10/2025		
22860	CHARLES STURT WOODVILLE HINDMA	03/06/1964	Active	14	0	0	0.00%	15		8	Y	3	N	11/2025		
22643	CITY OF ADELAIDE	07/01/1961	Active	52	6	2	8.33%	53	6	0	N	None		11/2025		
22820	CLARE DISTRICT L C	05/20/1968	Active	46	1	1	0.00%	48	23	2	Y		N	10/2025	90+ Days	
34988	CLEVE DISTRICT L C	01/16/1978	Active	17	0	0	0.00%	17		7	Y	4		03/2024		
38349	COWELL	04/22/1980	Active	25	3	1	8.70%	24	1	1	Y	2	R	02/2024		
31372	CUMMINS & DISTRICT	11/18/1975	Active	16	0	0	0.00%	17		8	N	6		10/2020		
22824	ELIZABETH PLAYFORD	02/25/1963	Active	31	0	1	-3.13%	33	1	0	Y	3	N	11/2025		\$561.84
Exc Award (06/30/2018, 06/30/2020, 06/30/2024, 06/30/2025)																
22655	GAWLER	09/12/1967	Active	20	2	2	0.00%	19	12	0	N			11/2025		
Exc Award (06/30/2023, 06/30/2024)																
22656	GILBERT VALLEY	08/27/1969	Active	20	3	0	17.65%	15		1	Y	2		10/2025	90+ Days	



## Club Health Assessment for District 201C1 through November 2025

			Status	Membership						Reports				Finance	LCIF	
Club Number	Club Name	Charter Date	Times in Status Quo in Past 2 Years	Current Member Count **	YTD Members Added	YTD Members Dropped	YTD Net Growth% ***	Member Count 1 Year Ago	Dropped Members Avg.Length of Service	Months Since Membership Update	Current Officers Reported ****	Current President Repeated Term	VP Reported *****	Last Date Reported Service (mm/yyyy)	Account Balance	YTD Donations
Exc Award (06/30/2024, 06/30/2025)																
37086	GILLES PLAINS	05/14/1979	Active	17	0	0	0.00%	19		4	Y			08/2025		
Exc Award (06/30/2018, 06/30/2023)																
38194	GLENSIDE	03/18/1980	Active	30	5	2	11.11%	28	3	0	Y		R	11/2025		
49899	GOLDEN GROVE	10/09/1989	Active	28	1	0	3.70%	31		3	Y			11/2025	90+ Days	
Exc Award (06/30/2021)																
22833	JAMESTOWN	06/15/1967	Active(1)	23	0	0	0.00%	26		8	Y	2		03/2024		
22834	KADINA	09/28/1967	Active	14	0	0	0.00%	14		4	Y			10/2025		
22836	KIMBA	04/25/1972	Active	7	0	0	0.00%	13		6	Y			11/2025		
35229	LOCK	03/08/1978	Active	5	0	2	-28.57%	6	3	1	Y	4		09/2025		
34133	MAITLAND & DISTRICT L C	06/16/1977	Active(1)	6	0	1	-14.29%	7	12	0	N	3		11/2025		
39445	MALLALA & DISTRICT L C	02/12/1981	Active(1)	27	0	1	-3.57%	29	45	2	Y		N	11/2025		
31580	MODBURY	01/23/1976	Active	12	0	0	0.00%	12		1	Y	12	R	11/2025	90+ Days	
22839	MOONTA	01/15/1970	Active(1)	19	4	2	11.76%	15	4	2	Y	2		11/2025		
22671	ONKAPARINGA L C	06/19/1967	Active	28	2	0	7.69%	25		0	Y	2	R	11/2025		\$1,312.33
37860	ORROROO & DISTRICT L C	12/19/1979	Active	11	0	0	0.00%	11		9	Y	9		12/2019		
51366	PARALOWIE	02/28/1991	Active	29	2	0	7.41%	27		4	Y	7	N	09/2025		\$32.68
Exc Award (06/30/2018)																
37483	PETERBOROUGH & DISTRICT L C	08/08/1979	Active	14	0	0	0.00%	14		14	Y	2		09/2025		
22843	PORT AUGUSTA	11/21/1966	Active	28	0	2	-6.67%	33	4	0	Y	2		11/2025		
22845	PORT LINCOLN	05/27/1965	P- Active	26	4	0	18.18%	25		3	Y		N	10/2025		\$325.56
Exc Award (06/30/2018, 06/30/2019)																
22846	PORT PIRIE	08/07/1965	Active	18	0	0	0.00%	19		6	Y	3	N	11/2025		\$130.56
22847	PROSPECT-BLAIR ATHOL L C	01/28/1964	Active(1)	19	0	5	-20.83%	24	16	1	Y	12		10/2025		
39294	QUORN	01/19/1981	Active	11	0	0	0.00%	9		8	Y			11/2025		
22848	RICHMOND	03/19/1964	Active	26	2	1	4.00%	27	8	3	Y	11		09/2025	90+ Days	
22827	ROCKY RIVER	09/16/1970	Active	17	0	0	0.00%	16		4	Y		N	06/2025		\$65.35
22849	SALISBURY	04/17/1969	Active	11	0	0	0.00%	9		6	Y		R	09/2025		
101834	STANSBURY DALRYMPLE	05/10/2008	Active	17	0	0	0.00%	19		7	Y			11/2025		



## Club Health Assessment for District 201C1 through November 2025

			Membership							Reports				Finance		LCIF			
Club Number	Club Name	Charter Date	Status		Membership					Reports		Reports		Finance		LCIF			
			Times in Status Quo in Past 2 Years	Current Member Count **	YTD Members Added	YTD Members Dropped	YTD Net Growth% ***	Member Count 1 Year Ago	Dropped Members Avg.Length of Service	Months Since Membership Update	Current Officers Reported ****	Current President Repeated Term	VP Reported *****	Last Date Reported Service (mm/yyyy)	Account Balance	YTD Donations			
22679	TEATREE GULLY	03/04/1964	Active	14	0	0	0.00%	13		5	Y	2		04/2024					
22680	TORRENS VALLEY L C	10/23/1968	Active	24	0	0	0.00%	22		1	Y		N	11/2025					
37746	TUMBY BAY & DISTRICTS L C	11/28/1979	Active	38	1	2	-2.56%	38	26	0	Y		N	12/2019					
22856	WALLAROO	12/16/1971	Active	16	0	2	-11.11%	19	22	0	Y	6	R	10/2025					
22857	WEST BEACH	04/15/1964	Active	9	0	0	0.00%	9		8	Y	5	R	11/2025		\$646.31			
64114	WEST LAKES SEATON	03/26/2001	Active	17	2	0	13.33%	15		1	Y	5	R	11/2025					
22859	WHYALLA	04/01/1964	Active	16	0	0	0.00%	13		5	Y	2		04/2025					
29316	WHYALLA MOUNT LAURA	05/03/1974	Active	19	1	3	-9.52%	21	7	0	Y			11/2025	90+ Days	\$974.39			
31281	WUDINNA	10/14/1975	Active	3	0	0	0.00%	3		16	Y	14		09/2025					
Current Total Clubs Count	YTD New Clubs Count	YTD Cancelled Clubs Count	YTD Net Club Gain	Current Total Members Count	YTD Add	YTD Drop	YTD Net Growth	YTD Net Growth %	Member Count 12 Months Ago	Average Member Count Per Club	% of Clubs with less than 20 members	% No Officer Report in 12 Months	% of Clubs with balance 90+ days	Number of Clubs in Status Quo	% Status Quo Clubs in Financial Suspension	Number of Cancelled Clubs	Average Cancelled Club Age	Members Lost Due to Cancellation	% of Clubs Cancelled for Non-Financial Reasons
54	0	0	0	1,081	50	36	14	1.31%	1,065	20	59%	0%	13%	0	0%	0	0	0	0%

\* - P - Priority Club. Cancellation Reasons: 1-Objectives/conduct, 2-Non-active club, 5-Non-existing club, 6-Disbanding, 7-Merger, 8-Financial Suspension, 9-District/Multiple District Dues.

\*\* Red denotes below 15 active members.

\*\*\* Red denotes 20% + loss.

\*\*\*\* Y - all 3 (President, Secretary, Treasurer) club officers reported, N - not all 3 reported.

\*\*\*\*\* Abbreviation: N-New, IP-Immediate Past, R-Repeat.



# Club Health Assessment for District 201C2 through November 2025

			Status	Membership						Reports				Finance	LCIF	
Club Number	Club Name	Charter Date	Times in Status Quo in Past 2 Years	Current Member Count **	YTD Members Added	YTD Members Dropped	YTD Net Growth% ***	Member Count 1 Year Ago	Dropped Members Avg.Length of Service	Months Since Membership Update	Current Officers Reported ****	Current President Repeated Term	VP Reported *****	Last Date Reported Service (mm/yyyy)	Account Balance	YTD Donations
Clubs more than two years old																
77527	ABERFOYLE & DISTRICTS	09/04/2003	Active	22	0	1	-4.35%	29	1	0	Y		N	10/2025		
	Exc Award (06/30/2020)															
137531	Australian Hearing Dogs	03/07/2019	Active	30	0	0	0.00%	33		1	Y		N	10/2025		\$326.77
	Exc Award (06/30/2020)															
22653	BATTUNGA COUNTRY	04/01/1971	Active	18	0	0	0.00%	17		1	Y	4		10/2025		
38919	BEACHPORT-RIVOLI BAY L C	09/10/1980	Active	29	1	0	3.57%	31		0	Y	2	N	06/2025		
22647	BERRI	02/04/1970	Active	26	3	2	4.00%	28	5	0	Y		N	06/2025		\$1,307.10
	Exc Award (06/30/2019, 06/30/2020, 06/30/2023)															
22648	BLACKWOOD	08/05/1965	Active	35	2	2	0.00%	33	16	0	Y		N	11/2025		\$2,000.00
143642	Blue Lake City Lioness	11/18/2020	Active	22	1	0	4.76%	21		1	Y			10/2025		
22649	BORDERTOWN	11/16/1968	Active	11	0	3	-21.43%	15	4	0	Y			06/2024		
22818	BRIGHTON	04/18/1966	Active	27	1	2	-3.57%	29	5	1	Y			09/2025		
22650	BROKEN HILL	03/13/1961	Active	22	1	0	4.76%	20		2	Y		N	07/2025		
29393	BURONGA GOL GOL & DISTRICTS	05/23/1974	Active	14	1	0	7.69%	14		4	Y	2	R	07/2024		
22819	DARWIN CASUARINA	04/17/1973	Active	19	4	3	5.56%	20	4	3	N	None	R	05/2025		
22822	DARWIN NIGHTCLIFF	02/18/1971	Active(2)	12	0	0	0.00%	12		8	Y	2	R	08/2020		
22823	EDWARDSTOWN	05/17/1962	Active	31	1	1	0.00%	32	1	1	Y	2	N	06/2025		
33971	GAMBIER CITY	05/31/1977	Active	24	0	2	-7.69%	27	7	1	Y		IP	07/2025		
37377	GOOLWA	06/28/1979	Active	29	0	1	-3.33%	33	4	0	Y			06/2025		
22657	HAHNDORF & DISTRICTS L C	08/19/1969	Active	20	0	0	0.00%	19		1	Y	2	N	10/2025		\$653.55
46079	HALLETT COVE & DIST LC	04/21/1986	Active	48	2	1	2.13%	47	14	0	Y	2	R	03/2024		
	Exc Award (06/30/2017, 06/30/2019)															
44082	IRYMPLE	06/22/1984	Active	16	0	0	0.00%	17		5	Y	2	R	12/2024		
	Exc Award (06/30/2018, 06/30/2020)															
34683	KALANGADOO & DISTRICT L C	11/23/1977	Active(1)	9	0	1	-10.00%	10	1	2	Y		N	10/2025		
22658	KANGAROO ISLAND L C	10/31/1968	Active	37	2	3	-2.63%	37	13	3	Y		N	11/2025		
22660	KEITH	10/02/1968	Active	13	0	0	0.00%	15		5	Y		N	08/2021		



## Club Health Assessment for District 201C2 through November 2025

			Status	Membership						Reports				Finance	LCIF	
Club Number	Club Name	Charter Date	Times in Status Quo in Past 2 Years	Current Member Count **	YTD Members Added	YTD Members Dropped	YTD Net Growth% ***	Member Count 1 Year Ago	Dropped Members Avg.Length of Service	Months Since Membership Update	Current Officers Reported ****	Current President Repeated Term	VP Reported *****	Last Date Reported Service (mm/yyyy)	Account Balance	YTD Donations
22662	KINGSTON	03/06/1964	Active	26	2	1	4.00%	23	0	1	Y		N	11/2025		
128924	LAMEROO	09/28/2016	Active	28	0	1	-3.45%	30	9	4	Y	2	N	03/2025		
37178	LITCHFIELD	05/30/1979	Active	6	0	2	-25.00%	8	3	0	Y		IP	04/2025		
29394	LUCINDALE S A	05/23/1974	Active	42	1	0	2.44%	39		1	Y	3	R	11/2025		
33970	MANNUM	05/31/1977	Active	27	1	0	3.85%	29		3	Y		N	11/2025		
142372	Marion City	07/24/2020	Active	36	1	3	-5.26%	42	11	1	Y		R	11/2025		
Exc Award (06/30/2023)																
50293	MCLAREN DISTRICTS	03/13/1990	Active	23	1	1	0.00%	25	45	0	Y		N	11/2025		
22664	MENINGIE & DISTRICTS	03/09/1970	Active	15	0	0	0.00%	16		8	Y	2	R	11/2025		
29928	MERBEIN	11/08/1974	Active	13	0	0	0.00%	17		1	Y			08/2024		
22665	MILDURA	10/13/1966	Active	43	1	1	0.00%	46	17	2	Y		N	06/2025		
Exc Award (06/30/2023)																
22666	MILLICENT	05/11/1964	Active	44	2	2	0.00%	43	52	1	Y		N	11/2025		
Exc Award (06/30/2016, 06/30/2018, 06/30/2024)																
37085	MORGAN & DISTRICT L C	05/02/1979	Active(1)	13	2	5	-18.75%	18	6	0	Y	2	N	06/2024		
31708	MOUNT BARKER	02/16/1976	Active	20	0	0	0.00%	19		3	Y		N	11/2025		\$325.56
22668	MOUNT GAMBIER	02/12/1963	Active	37	0	1	-2.63%	37	1	0	Y		N	11/2025		
Exc Award (06/30/2016, 06/30/2018, 06/30/2019, 06/30/2021)																
22669	MURRAY BRIDGE	09/22/1965	Active	18	0	0	0.00%	20		4	Y			06/2025		
41385	MURRAY BRIDGE CITY	05/21/1982	Active	11	0	0	0.00%	11		4	Y	2	R	11/2025		
Exc Award (06/30/2017, 06/30/2018)																
35621	NAIRNE & DISTRICTS L C	05/17/1978	Active	26	4	1	13.04%	15	0	2	Y	2	N	10/2025		
Exc Award (06/30/2023)																
22670	NARACOORTE	09/21/1964	Active	48	3	0	6.67%	43		1	Y		N	07/2025		
22840	NOARLUNGA-MORPHETT VALE L C	07/04/1966	Active	41	1	2	-2.38%	43	44	1	Y		IP	11/2025		
Exc Award (06/30/2019, 06/30/2020, 06/30/2024)																
122389	Palmerston	06/17/2014	Active(1)	11	0	0	0.00%	11		10	N	None		02/2020		
50981	PARNDANA WESTERN KANGAROO ISLA	10/02/1990	Active	9	2	1	12.50%	9	1	0	Y	2	N	03/2025		



## Club Health Assessment for District 201C2 through November 2025

			Status	Membership					Reports				Finance	LCIF		
Club Number	Club Name	Charter Date	Times in Status Quo in Past 2 Years	Current Member Count **	YTD Members Added	YTD Members Dropped	YTD Net Growth% ***	Member Count 1 Year Ago	Dropped Members Avg.Length of Service	Months Since Membership Update	Current Officers Reported ****	Current President Repeated Term	VP Reported *****	Last Date Reported Service (mm/yyyy)	Account Balance	YTD Donations
Exc Award (06/30/2018)																
22672	PENOLA	09/27/1965	Active	18	4	0	28.57%	14		0	Y	2		01/2025		
Exc Award (06/30/2018)																
22673	PINNAROO	04/22/1969	Active	16	0	0	0.00%	16		8	Y	2		10/2024		
22674	RED CLIFFS	09/24/1968	Active	17	2	1	6.25%	17	57	2	Y		IP	06/2025		
22675	RENMARK	02/28/1964	Active	38	2	1	2.70%	36	4	0	Y	3	N	11/2025		\$646.31
Exc Award (06/30/2018, 06/30/2024)																
105379	ROBE AND DISTRICT	05/26/2009	Active	29	0	0	0.00%	25		0	Y		N	10/2025		
Exc Award (06/30/2018, 06/30/2021, 06/30/2023)																
140753	Seaford & Districts	01/17/2020	Active	31	2	1	3.33%	33	4	0	Y	5	N	11/2025		
22677	STRATHALBYN DISTRICT	05/20/1968	Active	23	0	0	0.00%	19		2	Y	2	N	09/2025		
Exc Award (06/30/2020)																
30659	TAILEM BEND	04/24/1975	Active	22	0	0	0.00%	22		8	Y	4	N	10/2025		
Exc Award (06/30/2018)																
22854	TENNANT CREEK	11/17/1967	Active(2)	7	1	0	16.67%	13		4	Y	2	R	09/2023		
31590	TINTINARA	01/22/1976	Active	8	0	1	-11.11%	11	11	2	Y			12/2024		
22851	VICTOR HARBOR & PORT ELLIOT	02/20/1969	Active	30	1	0	3.45%	33		1	Y	4		10/2025		\$104.18
Exc Award (06/30/2018, 06/30/2024)																
143806	Wattle Range Lioness	12/08/2020	Active	22	0	0	0.00%	21		8	Y	2	N	12/2024		
22852	WILLUNGA & DISTRICTS	08/11/1969	Active	24	1	4	-11.11%	30	4	0	Y	2	R	11/2025		\$653.55
44381	YANKALILLA & DISTRICT	11/15/1984	Active	50	6	0	13.64%	46		0	Y		N	09/2025		
Exc Award (06/30/2020, 06/30/2023)																
42574	YULARA AYERS ROCK	04/29/1983	Active	5	0	0	0.00%	7		6	Y	2		01/2025		


Clubs Cancelled Previous Fiscal Year – Clubs Cancelled within last 12 months may be reinstated

Club Number	Club Name	Charter Date	Current Status*	Cancellation Date
22659	KAROONDA & DISTRICT L C	01/30/1973	Cancelled(6*)	01/31/2025





## Club Health Assessment for District 201C2 through November 2025

<div>International Club of Professional Golfers</div>						Status		Membership					Reports				Finance		LCIF
						Times in Status Quo in Past 2 Years		Current Member Count **	YTD Members Added	YTD Members Dropped	YTD Net Growth***	Member Count 1 Year Ago	Dropped Members Avg.Length of Service	Months Since Membership Update	Current Officers Reported ****	Current President Repeated Term	VP Reported *****	Last Date Reported Service (mm/yyyy)	Account Balance
Club Number	Club Name		Charter Date																
Current Total Clubs Count	YTD New Clubs Count	YTD Cancelled Clubs Count	YTD Net Club Gain	Current Total Members Count	YTD Add	YTD Drop	YTD Net Growth	YTD Net Growth %	Member Count 12 Months Ago	Average Member Count Per Club	% of Clubs with less than 20 members	% No Officer Report in 12 Months	% of Clubs with balance 90+ days	Number of Clubs in Status Quo	% Status Quo Clubs in Financial Suspension	Number of Cancelled Clubs	Average Cancelled Club Age	Members Lost Due to Cancellation	% of Clubs Cancelled for Non-Financial Reasons
58	0	0	0	1,391	59	51	8	0.58%	1,426	24	38%	2%	0%	0	0%	0	0	0	0%

\* - P - Priority Club. Cancellation Reasons: 1-Objectives/conduct, 2-Non-active club, 5-Non-existing club, 6-Disbanding, 7-Merger, 8-Financial Suspension, 9-District/Multiple District Dues.

\*\* Red denotes below 15 active members.

\*\*\* Red denotes 20% + loss.

\*\*\*\* Y - all 3 (President, Secretary, Treasurer) club officers reported, N - not all 3 reported.

\*\*\*\*\* Abbreviation: N-New, IP-Immediate Past, R-Repeat.



## Club Health Assessment for District 201T1 through November 2025

			Status	Membership					Reports				Finance		LCIF	
Club Number	Club Name	Charter Date	Times in Status Quo in Past 2 Years	Current Member Count **	YTD Members Added	YTD Members Dropped	YTD Net Growth% ***	Member Count 1 Year Ago	Dropped Members Avg.Length of Service	Months Since Membership Update	Current Officers Reported ****	Current President Repeated Term	VP Reported *****	Last Date Reported Service (mm/yyyy)	Account Balance	YTD Donations
Clubs more than two years old																
47703	BICHENO	09/08/1987	Active	17	0	0	0.00%	16		6	Y	6		09/2025		
Exc Award (06/30/2024)																
84241	BOTHWELL AND DISTRICTS	10/05/2004	Active	12	1	0	9.09%	13		4	Y	3	N	08/2025	90+ Days	
55951	BRIDPORT	06/30/1994	Active	28	0	4	-12.50%	31	12	0	N	2	R	04/2025		
Exc Award (06/30/2023)																
115631	BRIGHTON	12/06/2011	Active	11	0	1	-8.33%	12	2	1	Y	3		09/2024		
Exc Award (06/30/2018, 06/30/2019)																
47334	BURNIE EMU BAY	05/18/1987	Active	15	1	3	-11.76%	17	7	0	Y	2		10/2025		
22356	CITY OF LAUNCESTON	10/30/1957	Active	9	0	0	0.00%	11		5	Y		IP	09/2025	90+ Days	
Exc Award (06/30/2022)																
22343	CLARENCE	02/13/1965	Active	20	2	1	5.26%	24	11	0	Y			10/2025		
Exc Award (06/30/2020, 06/30/2024)																
41386	DELORAINIE	05/13/1982	Active	18	0	0	0.00%	18		16	Y			12/2024		\$50.00
31872	DEVONPORT MERSEY	03/09/1976	Active	16	0	1	-5.88%	17	3	0	Y		N	09/2025		\$200.00
Exc Award (06/30/2024)																
62992	FLINDERS ISLAND	03/31/2000	Active	8	0	0	0.00%	9		6	Y	3		01/2025		
41208	FORTH VALLEY	04/13/1982	Active	23	2	3	-4.17%	24	16	0	Y			11/2025		
22346	GEORGE TOWN	09/11/1968	Active	29	2	2	0.00%	26	4	1	Y		N	10/2025		
Exc Award (06/30/2018)																
32113	GLAMORGAN INC	04/21/1976	Status Quo(1)	7	0	0	0.00%	8		5	Y	6		07/2025	90+ Days	
22347	GLENORCHY CITY	04/01/1964	Active(1)	18	0	0	0.00%	19		9	Y		R	07/2025		
Exc Award (06/30/2022, 06/30/2023)																
47529	HADSPEN SOUTH ESK	06/19/1987	Active	16	0	1	-5.88%	15	13	2	N	4		10/2025		
Exc Award (06/30/2018)																
22350	HUON L C	08/13/1968	Active	15	1	0	7.14%	14		0	Y		N	09/2025		\$196.06
Exc Award (06/30/2023)																
22351	KENTISH	04/21/1969	Active	35	4	0	12.90%	27		2	Y		N	11/2025		
22354	KING ISLAND L C	03/28/1969	Status Quo(1)	31	1	3	-6.06%	34	13	0	Y		R	11/2025	90+ Days	
Exc Award (06/30/2020, 06/30/2023)																
22353	KINGBOROUGH L C	07/15/1968	Active	37	1	4	-7.50%	40	9	0	N	None	R	11/2025		



## Club Health Assessment for District 201T1 through November 2025

			Status	Membership						Reports				Finance	LCIF	
Club Number	Club Name	Charter Date	Times in Status Quo in Past 2 Years	Current Member Count **	YTD Members Added	YTD Members Dropped	YTD Net Growth% ***	Member Count 1 Year Ago	Dropped Members Avg.Length of Service	Months Since Membership Update	Current Officers Reported ****	Current President Repeated Term	VP Reported *****	Last Date Reported Service (mm/yyyy)	Account Balance	YTD Donations
Exc Award (06/30/2018, 06/30/2019, 06/30/2021, 06/30/2024)																
22358	KINGS MEADOWS	09/22/1970	Active	21	1	2	-4.55%	22	16	1	Y		N	11/2025		
Exc Award (06/30/2023)																
22355	LATROBE	12/07/1970	Active	13	1	0	8.33%	12		1	Y	2		11/2025		
22359	LAUNCESTON WINDMILL HILL	09/14/1961	Active	14	0	0	0.00%	13		0	Y	2	R	11/2025		
Exc Award (06/30/2019)																
48557	LILYDALE	05/10/1988	Active	12	2	0	20.00%	10		0	Y	2	R	11/2025		
22367	NEW NORFOLK	08/06/1968	Active	21	0	0	0.00%	21		1	Y	2	N	10/2025		
40167	NORTH-EAST TASMANIA	06/30/1981	Active	14	1	5	-22.22%	14	7	1	Y	3		11/2025	90+ Days	
Exc Award (06/30/2018)																
22370	PENGUIN	03/14/1962	Active	47	3	1	4.44%	45	3	1	Y	2	N	11/2025		
Exc Award (06/30/2023, 06/30/2024)																
31170	PERTH TASMANIA	09/05/1975	Active	16	0	0	0.00%	17		6	Y	2	N	11/2025		
33882	PORT CYGNET L C	05/05/1977	Active	12	0	0	0.00%	14		1	Y	8		05/2025		
43784	PORT SORELL	04/12/1984	Active	31	3	1	6.90%	32	24	3	Y		R	11/2025		
22373	QUEENSTOWN	07/18/1967	Active	12	0	0	0.00%	10		7	Y	8	R	11/2025		
22357	RIVERSIDE INC	03/18/1965	Active	31	1	0	3.33%	30		1	Y		N	08/2025		
Exc Award (06/30/2023, 06/30/2024)																
62993	ROCKY CAPE	03/31/2000	Active	27	0	0	0.00%	26		6	Y	2		09/2025		
Exc Award (06/30/2017, 06/30/2018)																
33883	ROSEBERY	05/18/1977	Active	12	0	1	-7.69%	13	3	0	Y			10/2023		
22376	SCOTTSDALE	11/10/1969	Active	17	1	0	6.25%	14		3	Y	2		11/2025		
Exc Award (06/30/2018, 06/30/2023)																
22377	SMITHTON-CIRCULAR HEAD L C	10/20/1969	Active	16	1	0	6.67%	17		1	Y	4		10/2025		
Exc Award (06/30/2019)																
22378	SORELL	12/11/1973	Active	24	1	1	0.00%	27	24	2	Y			11/2025		
Exc Award (06/30/2018, 06/30/2020)																
54334	SPRING BAY	04/12/1993	Active	7	0	1	-12.50%	8	26	3	N	None		12/2023		
45175	TASMAN	06/20/1985	Active	8	4	3	14.29%	8	9	2	Y			09/2025		
155405	Tasmanian Online	08/15/2023	Active	17	4	4	0.00%	21	2	0	Y	2		06/2025		



## Club Health Assessment for District 201T1 through November 2025

INTERNATIONAL

Club Number	Club Name	Charter Date	Status	Membership						Reports				Finance	LCIF	
			Times in Status Quo in Past 2 Years	Current Member Count **	YTD Members Added	YTD Members Dropped	YTD Net Growth% ***	Member Count 1 Year Ago	Dropped Members Avg.Length of Service	Months Since Membership Update	Current Officers Reported ****	Current President Repeated Term	VP Reported *****	Last Date Reported Service (mm/yyyy)	Account Balance	YTD Donations
22381	ULVERSTONE	05/25/1965	Active	43	0	0	0.00%	45		7	Y	3		03/2025		
29653	WEST TAMAR	07/15/1974	Active	18	1	0	5.88%	14		0	Y			11/2025		
55315	WESTBURY	02/21/1994	Active	39	1	0	2.63%	37		1	Y	2	R	11/2025		
22382	WYNYARD	07/16/1968	Active	37	0	0	0.00%	44		5	Y	2		10/2023		
30787	ZEEHAN	05/06/1975	Active	8	0	0	0.00%	8		8	Y	11	R	11/2025		

Clubs Cancelled Previous Fiscal Year – Clubs Cancelled within last 12 months may be reinstated

Club Number	Club Name	Charter Date	Current Status*	Cancellation Date
22339	BURNIE CITY	09/16/1959	Cancelled(6*)	06/29/2025
56951	DODGES FERRY SOUTHERN BEACHES	05/24/1995	Cancelled(6*)	11/30/2024
22375	ST HELEN'S	06/26/1972	Cancelled(6*)	11/30/2024

Current Total Clubs Count	YTD New Clubs Count	YTD Cancelled Clubs Count	YTD Net Club Gain	Current Total Members Count	YTD Add	YTD Drop	YTD Net Growth	YTD Net Growth %	Member Count 12 Months Ago	Average Member Count Per Club	% of Clubs with less than 20 members	% No Officer Report in 12 Months	% of Clubs with balance 90+ days	Number of Clubs in Status Quo	% Status Quo Clubs in Financial Suspension	Number of Cancelled Clubs	Average Cancelled Club Age	Members Lost Due to Cancellation	% of Clubs Cancelled for Non-Financial Reasons
44	0	0	0	882	40	42	-2	-0.23%	897	20	61%	2%	11%	2	100%	0	0	0	0%

\* - P - Priority Club. Cancellation Reasons: 1-Objectives/conduct, 2-Non-active club, 5-Non-existing club, 6-Disbanding, 7-Merger, 8-Financial Suspension, 9-District/Multiple District Dues.

\*\* Red denotes below 15 active members.

\*\*\* Red denotes 20% + loss.

\*\*\*\* Y - all 3 (President, Secretary, Treasurer) club officers reported, N - not all 3 reported.

\*\*\*\*\* Abbreviation: N-New, IP-Immediate Past, R-Repeat.



# Club Health Assessment for District 201V2 through November 2025

			Status	Membership						Reports				Finance	LCIF	
Club Number	Club Name	Charter Date	Times in Status Quo in Past 2 Years	Current Member Count **	YTD Members Added	YTD Members Dropped	YTD Net Growth% ***	Member Count 1 Year Ago	Dropped Members Avg.Length of Service	Months Since Membership Update	Current Officers Reported ****	Current President Repeated Term	VP Reported *****	Last Date Reported Service (mm/yyyy)	Account Balance	YTD Donations
Clubs more than two years old																
22511	ALTONA	10/14/1965	Active	17	0	0	0.00%	19		2	Y			11/2025		
Exc Award (06/30/2016, 06/30/2021)																
22510	ANGLESEA	05/24/1968	Active	39	5	0	14.71%	35		1	Y	4		09/2025		
22514	ARARAT	06/19/1972	Active	21	1	0	5.00%	22		1	Y	2	R	10/2025		
108908	BALMORAL DISTRICT	07/19/2010	Status Quo(1)	11	0	0	0.00%	10		9	Y	4	R	06/2024	90+ Days	
49206	BANNOCKBURN & DIST	02/06/1989	Active	6	0	0	0.00%	6		8	Y	4		11/2025		
45010	BIRREGURRA & DISTRICT	05/02/1985	Active	15	0	1	-6.25%	16	40	3	Y	5		06/2025		
37446	CAMPERDOWN	07/02/1979	Active	27	3	0	12.50%	26		0	Y		N	11/2025		
Exc Award (06/30/2016, 06/30/2019)																
22520	CASTERTON	10/17/1968	Active	20	0	3	-13.04%	24	21	0	Y		N	11/2025		\$646.31
Exc Award (06/30/2016)																
45604	CAVENDISH & DISTRICT	12/19/1985	Status Quo(1)	17	0	2	-10.53%	17	22	1	Y		IP	06/2024	90+ Days	
22521	COLAC	12/31/1957	Active	27	2	1	3.85%	26	0	1	Y		N	11/2025		\$163.24
Exc Award (06/30/2016, 06/30/2022)																
115746	CORIO NORLANE	01/18/2012	Active	25	0	0	0.00%	23		4	Y		N	11/2025		
30657	DARTMOOR	04/24/1975	Active	10	0	0	0.00%	10		3	Y	7		03/2025		
32115	DEER PARK	04/09/1976	Active	14	0	0	0.00%	15		2	Y		N	11/2025	90+ Days	
22522	DIMBOOLA	07/27/1973	Active	12	2	3	-7.69%	13	14	0	Y			09/2025	90+ Days	
30658	DUNKELD & DISTRICT	04/24/1975	Active	16	0	1	-5.88%	18	7	4	Y		N	06/2025		\$50.00
22523	EDENHOPE	09/08/1958	Active	18	3	0	20.00%	17		4	Y			11/2025		
22525	FOOTSCRAY	10/02/1952	Active	25	6	0	31.58%	20		1	Y		N	12/2024	90+ Days	
42694	FORREST & DIST	05/03/1983	Active	6	0	4	-40.00%	12	20	1	Y	4	R	03/2024	90+ Days	
22526	GEELONG	03/16/1953	Active	12	0	1	-7.69%	15	22	2	Y			07/2025		
64472	GEELONG BREAKFAST	06/14/2001	Active	19	2	0	11.76%	16		0	Y			09/2025		\$659.46
22527	GEELONG CORIO BAY	07/01/1963	Active	22	2	2	0.00%	27	46	0	Y		N	08/2025		
34321	GEELONG HAMLYN HEIGHTS	07/18/1977	Active	18	1	0	5.88%	15		2	Y			11/2025		
22528	GEELONG SOUTH BARWON	07/08/1965	Active	21	0	0	0.00%	21		8	Y	2	R	02/2024		
31078	GOROKE	07/21/1975	Active	14	0	0	0.00%	14		17	Y	2	N	10/2025		



# Club Health Assessment for District 201V2 through November 2025

			Status	Membership						Reports				Finance		LCIF
Club Number	Club Name	Charter Date	Times in Status Quo in Past 2 Years	Current Member Count **	YTD Members Added	YTD Members Dropped	YTD Net Growth% ***	Member Count 1 Year Ago	Dropped Members Avg.Length of Service	Months Since Membership Update	Current Officers Reported ****	Current President Repeated Term	VP Reported *****	Last Date Reported Service (mm/yyyy)	Account Balance	YTD Donations
33239	Green Park	01/19/1977	Active	21	2	2	0.00%	22	7	2	Y	3		07/2024	90+ Days	\$96.95
45427	GROVEDALE WAURN PONDS Exc Award (06/30/2023)	10/08/1985	Active	14	1	3	-12.50%	15	26	1	Y			11/2025		
22529	HAMILTON Exc Award (06/30/2016)	09/28/1966	Active	16	2	0	14.29%	21		1	Y		R	10/2025		
28202	HEYWOOD	03/28/1974	Active	21	0	0	0.00%	22		5	Y	2		10/2025	90+ Days	
22530	HORSHAM Exc Award (06/30/2018)	06/10/1955	Active	27	0	2	-6.90%	31	6	1	Y		N	09/2025		
44468	INVERLEIGH LEIGH VALLEY	12/11/1984	Active	22	0	1	-4.35%	22	5	3	Y	2		06/2025		
22532	KANIVA	04/13/1966	Active	19	1	1	0.00%	16	0	4	Y		N	06/2025	90+ Days	
22534	KOROIT	12/26/1973	Active	29	1	1	0.00%	28	11	0	Y		IP	11/2025		
22535	LARA Exc Award (06/30/2022, 06/30/2023)	07/29/1970	Active	30	0	0	0.00%	29		0	Y	2	R	11/2025		\$65.29
45605	LEOPOLD Exc Award (06/30/2021, 06/30/2025)	12/16/1985	Active	40	2	2	0.00%	41	13	1	Y		N	11/2025		
22536	LISMORE AND DISTRICTS	11/12/1968	Active	12	0	0	0.00%	14		5	Y	9		05/2024	90+ Days	
87966	LITTLE RIVER	05/03/2005	Status Quo(1)	7	0	0	0.00%	7		13	Y	6		04/2025	90+ Days	
63400	MELBOURNE VIETNAMESE Exc Award (06/30/2023)	06/30/2000	Active	17	0	0	0.00%	17		8	Y			06/2024	90+ Days	
22540	MERINO DIGBY L C Exc Award (06/30/2024)	02/26/1971	Active	43	28	9	79.17%	23	0	0	Y		N	11/2025		
22541	MINYIP	08/06/1959	Active	15	0	0	0.00%	17		5	Y		N	03/2025		
39736	MORTLAKE	04/15/1981	Active	16	1	0	6.67%	12		4	Y	2		08/2025	90+ Days	
32383	MURTOA	06/09/1976	Active	14	0	1	-6.67%	15	2	2	Y	2		09/2025	90+ Days	
30188	NATIMUK	01/24/1975	Status Quo(1)	15	0	0	0.00%	15		6	Y	2		06/2025	90+ Days	
22542	NHILL Exc Award (06/30/2018, 06/30/2020, 06/30/2022)	06/19/1972	Active	53	1	7	-10.17%	61	6	1	Y		N	10/2025		
22518	OCEAN GROVE BARWON HEADS	06/28/1955	Active	17	0	1	-5.56%	23	10	1	Y		N	06/2024		
37087	PENSHURST & DISTRICT L C Exc Award (06/30/2023)	05/14/1979	Active	14	1	0	7.69%	11		2	Y		IP	11/2025		



## Club Health Assessment for District 201V2 through November 2025

			Status	Membership						Reports				Finance	LCIF	
Club Number	Club Name	Charter Date	Times in Status Quo in Past 2 Years	Current Member Count **	YTD Members Added	YTD Members Dropped	YTD Net Growth% ***	Member Count 1 Year Ago	Dropped Members Avg.Length of Service	Months Since Membership Update	Current Officers Reported ****	Current President Repeated Term	VP Reported *****	Last Date Reported Service (mm/yyyy)	Account Balance	YTD Donations
112099	POINT COOK	10/10/2011	Active	15	2	2	0.00%	13	1	0	Y			09/2025	90+ Days	\$1,938.92
34322	PORT FAIRY-BELFAST L C	07/18/1977	Active	38	0	0	0.00%	38		14	Y	2	R	07/2025		
22543	PORTARLINGTON-DRYSDAL E L C	12/07/1970	Active	34	5	5	0.00%	35	3	0	Y		N	11/2025		
22544	PORTLAND	11/30/1966	Active	26	0	0	0.00%	23		4	Y			11/2025		
22545	QUEENSCLIFF POINT LONSDALE	03/29/1961	Active	10	0	0	0.00%	9		8	Y	2		11/2025		
22547	RUPANYUP	08/27/1957	Active	13	0	0	0.00%	16		1	Y	2	R	09/2025		
55268	SIMPSON & DIST L C	02/02/1994	Active	19	3	2	5.56%	19	6	0	Y			06/2025		
Exc Award (06/30/2019)																
22549	SKIPTON	10/24/1973	Status Quo(2)	5	0	0	0.00%	11		5	N	None		06/2024	90+ Days	
22550	STAWELL	05/05/1972	Active	10	0	0	0.00%	5		2	Y	3		07/2024		
22551	SUNSHINE	05/12/1953	Active	31	2	2	0.00%	27	11	2	Y	2	N	11/2025		
Exc Award (06/30/2017, 06/30/2020, 06/30/2025)																
41560	TERANG & DISTRICT L C	06/11/1982	Active	28	2	0	7.69%	26		4	Y	2		11/2025		
22552	TIMBOON	06/07/1967	Status Quo(1)	11	0	3	-21.43%	14	21	2	N	None		06/2025		
22553	TORQUAY	06/23/1969	Active	28	0	1	-3.45%	29	36	2	Y		N	11/2025		
22554	WARRNAMBOOL	12/16/1959	Active	47	4	0	9.30%	48		0	Y		N	10/2025		
Exc Award (06/30/2020, 06/30/2022)																
22556	WERRIBEE	03/03/1961	Active	24	5	1	20.00%	20	1	1	Y		N	11/2025	90+ Days	
22557	WILLAURA	04/17/1969	Active	12	1	0	9.09%	10		0	Y	2		11/2025		
Exc Award (06/30/2018)																
22559	WINCHELSEA	08/27/1958	Active	28	0	2	-6.67%	30	15	3	Y	2		11/2025		

Clubs Cancelled Previous Fiscal Year – Clubs Cancelled within last 12 months may be reinstated

Club Number	Club Name	Charter Date	Current Status*	Cancellation Date
22538	MACARTHUR & DIST L C	11/26/1973	Cancelled(6*)	12/30/2024



## Club Health Assessment for District 201V2 through November 2025

INTERNATIONAL

						Status		Membership					Reports				Finance		LCIF
						Times in Status Quo in Past 2 Years		Current Member Count **	YTD Members Added	YTD Members Dropped	YTD Net Growth***	Member Count 1 Year Ago	Dropped Members Avg.Length of Service	Months Since Membership Update	Current Officers Reported ****	Current President Repeated Term	VP Reported *****	Last Date Reported Service (mm/yyyy)	Account Balance
Club Number	Club Name		Charter Date																
Current Total Clubs Count	YTD New Clubs Count	YTD Cancelled Clubs Count	YTD Net Club Gain	Current Total Members Count	YTD Add	YTD Drop	YTD Net Growth	Member Count 12 Months Ago	Average Member Count Per Club	% of Clubs with less than 20 members	% No Officer Report in 12 Months	% of Clubs with balance 90+ days	Number of Clubs in Status Quo	% Status Quo Clubs in Financial Suspension	Number of Cancelled Clubs	Average Cancelled Club Age	Members Lost Due to Cancellation	% of Clubs Cancelled for Non-Financial Reasons	
62	0	0	0	1,273	91	66	25	2.00%	1,272	21	56%	3%	31%	6	100%	0	0	0	0%

\* - P - Priority Club. Cancellation Reasons: 1-Objectives/conduct, 2-Non-active club, 5-Non-existing club, 6-Disbanding, 7-Merger, 8-Financial Suspension, 9-District/Multiple District Dues.

\*\* Red denotes below 15 active members.

\*\*\* Red denotes 20% + loss.

\*\*\*\* Y - all 3 (President, Secretary, Treasurer) club officers reported, N - not all 3 reported.

\*\*\*\*\* Abbreviation: N-New, IP-Immediate Past, R-Repeat.





# Club Health Assessment for District 201V3 through November 2025

			Status	Membership						Reports				Finance	LCIF	
Club Number	Club Name	Charter Date	Times in Status Quo in Past 2 Years	Current Member Count **	YTD Members Added	YTD Members Dropped	YTD Net Growth% ***	Member Count 1 Year Ago	Dropped Members Avg.Length of Service	Months Since Membership Update	Current Officers Reported ****	Current President Repeated Term	VP Reported *****	Last Date Reported Service (mm/yyyy)	Account Balance	YTD Donations
Clubs less than two years old																
178621	Licola Wilderness Village	01/03/2025	Active	24	0	0	0.00%	0		1	Y	2	R	10/2025		\$325.56
Exc Award (06/30/2025)																
Clubs more than two years old																
22763	BAIRNSDALE	06/19/1969	Active	16	0	0	0.00%	20		2	Y			09/2024		
29813	BALNARRING	09/12/1974	Active	3	0	0	0.00%	3		9	N	3		08/2018		
58535	BASS VALLEY	06/30/1996	Active	4	0	0	0.00%	5		7	Y	16		09/2022		
107413	BONEO	02/03/2010	Active(1)	14	0	2	-12.50%	17	2	4	N	None		11/2023		
141892	Casey	06/23/2020	Active	11	0	2	-15.38%	21	6	1	N			09/2022		
145644	Casey Hills Lionesses	05/19/2021	Active	11	2	0	22.22%	11		2	Y	6		12/2021		
33453	CHURCHILL & DISTRICT L C	03/09/1977	Active	21	0	0	0.00%	25		5	Y		N	03/2022		
22773	DROMANA	08/21/1967	Active	15	1	0	7.14%	13		2	Y	3		11/2025		
22774	DROUIN	05/09/1973	Active	32	2	0	6.67%	27		1	N		N	10/2024	90+ Days	
Exc Award (06/30/2018)																
22776	FLINDERS DISTRICT L C	05/19/1969	Active	36	0	1	-2.70%	36	3	3	Y	2		10/2023		\$1,307.10
22777	FRANKSTON	10/12/1961	Active(1)	13	1	0	8.33%	13		3	Y		R	09/2024	90+ Days	\$980.32
143333	Gippsland Lakes Lionesses	11/02/2020	Active	15	2	2	0.00%	15	2	3	Y	4		12/2023	90+ Days	
22778	HEYFIELD	05/17/1968	Active	49	0	0	0.00%	49		5	Y		N	09/2024		\$651.13
64469	INVERLOCH & DISTRICT	06/25/2001	Active	20	3	0	17.65%	17		0	N		IP	03/2024		
22779	KOO WEE RUP	01/16/1973	Active(1)	8	0	2	-20.00%	13	18	0	Y	2		12/2019	90+ Days	\$653.55
22780	KORUMBURRA	04/24/1967	Active	29	1	0	3.57%	27		3	Y	2	N	02/2020		\$653.55
31181	LAKES ENTRANCE	08/15/1975	Active(1)	13	14	1	100.00%	16	0	1	Y	2		11/2025		
22781	LEONGATHA	10/10/1968	Active	25	1	1	0.00%	26	1	0	Y		N	10/2025	90+ Days	
31169	LINDENOW	09/05/1975	Active	21	0	0	0.00%	22		2	Y	2		04/2019		
39821	LOCH SPORT	04/29/1981	Active	16	2	0	14.29%	14		3	Y	2	N	05/2025	90+ Days	
66655	LONGWARRY AND DISTRICT	09/27/2002	Active	5	0	0	0.00%	6		7	Y	10		07/2025		
22782	MAFFRA	03/25/1970	Active	30	0	2	-6.25%	26	45	2	Y		R	09/2025		\$150.00
45177	MALLACOOTA & DISTRICT	06/14/1985	Active	14	0	0	0.00%	16		7	Y	3		07/2017		



# Club Health Assessment for District 201V3 through November 2025

			Status	Membership						Reports				Finance	LCIF	
Club Number	Club Name	Charter Date	Times in Status Quo in Past 2 Years	Current Member Count **	YTD Members Added	YTD Members Dropped	YTD Net Growth% ***	Member Count 1 Year Ago	Dropped Members Avg.Length of Service	Months Since Membership Update	Current Officers Reported ****	Current President Repeated Term	VP Reported *****	Last Date Reported Service (mm/yyyy)	Account Balance	YTD Donations
52303	MC CRAE & DIST	12/17/1991	Active(1)	18	3	1	12.50%	20	3	2	Y			11/2025	90+ Days	
Exc Award (06/30/2020, 06/30/2021)																
43102	METUNG	10/04/1983	Active	19	0	0	0.00%	19		5	Y	4	R	12/2018		
85043	MIRBOO NORTH	03/16/2005	Active	12	0	0	0.00%	11		5	Y			09/2025	90+ Days	\$653.55
22783	MOE	08/18/1966	Active	29	2	0	7.41%	31		0	Y			10/2024	90+ Days	
22786	MORNINGTON	04/23/1968	Active	28	1	1	0.00%	27	53	1	Y			07/2020		
22787	MORWELL	09/16/1963	Active(1)	12	10	0	500.00%	0		0	N	None		07/2020		\$250.00
22788	MOUNT ELIZA	12/04/1969	Active	15	0	0	0.00%	31		5	Y			06/2018		
34686	MOUNT ERICA L C	11/07/1977	Active	6	0	0	0.00%	7		5	N	None		09/2025		
62903	NARRE WARREN	03/13/2000	Active(1)	7	0	0	0.00%	8		1	Y	2		04/2018		
38701	NEERIM DISTRICT L C	06/23/1980	Active	13	0	0	0.00%	13		8	Y	15	R	03/2020		
22791	OMEOSHIRE L C	03/12/1973	Active	5	0	0	0.00%	5		7	Y	10		09/2016		
22792	ORBOST	05/16/1969	Active(2)	5	0	0	0.00%	5		7	Y	2		12/2016		
31202	PAKENHAM	09/17/1975	Active	9	0	0	0.00%	10		7	Y	2		12/2024		
34470	PAYNESVILLE	09/21/1977	Active	23	1	0	4.55%	17		2	Y	2	N	10/2023	90+ Days	
22793	PHILLIP ISLAND	07/22/1968	Active	15	0	3	-16.67%	17	8	2	Y			08/2021		\$326.77
45011	RED HILL & DIST	05/30/1985	Active	15	1	1	0.00%	16	10	1	N	4		10/2023		\$163.39
22795	ROSEDALE	01/30/1973	Active(1)	5	0	0	0.00%	5		7	Y			01/2023		
22796	RYE	04/28/1972	Active	17	0	0	0.00%	23		5	Y	2	N	06/2022		
Exc Award (06/30/2021)																
22797	SALE INC L C	04/13/1967	Active	19	1	0	5.56%	16		3	Y	2		11/2025	90+ Days	
22801	STRATFORD	09/12/1972	Active	13	1	1	0.00%	13	0	1	N		N	10/2025		
59900	STRZELECKI	08/15/1997	Active	26	0	0	0.00%	27		11	N			04/2022	90+ Days	
22803	TOORA	11/30/1972	Active	22	3	2	4.76%	18	6	0	Y		N	11/2025		\$653.55
106656	TOORADIN & DISTRICT	09/25/2009	Active	15	2	0	15.38%	11		4	Y	2		07/2025		
22804	TRAFALGAR	12/03/1969	Active	32	4	0	14.29%	33		2	Y			03/2024		
22805	TRARALGON	04/27/1966	Active	27	1	2	-3.57%	27	6	0	Y			12/2024		
138545	Twin Rivers	06/07/2019	Active	9	0	0	0.00%	11		5	Y	5		12/2024		
144731	Victoria Need For Feed	01/14/2021	Active	11	0	0	0.00%	13		5	Y	6				



## Club Health Assessment for District 201V3 through November 2025

			Status	Membership						Reports					Finance	LCIF
Club Number	Club Name	Charter Date	Times in Status Quo in Past 2 Years	Current Member Count **	YTD Members Added	YTD Members Dropped	YTD Net Growth% ***	Member Count 1 Year Ago	Dropped Members Avg.Length of Service	Months Since Membership Update	Current Officers Reported ****	Current President Repeated Term	VP Reported *****	Last Date Reported Service (mm/yyyy)	Account Balance	YTD Donations
22806	WARRAGUL	07/27/1966	Active	43	2	2	0.00%	43	34	0	Y	2	N	06/2025		
63401	WELLINGTON LA TROBE	06/30/2000	Active	14	0	0	0.00%	13		4	Y	3		11/2025		\$1,292.62
45178	WILLOW GROVE & DISTRICT	06/27/1985	Active	22	0	0	0.00%	20		3	Y			11/2025		
22809	WONTHAGGI	07/24/1961	Active(1)	12	0	0	0.00%	12		15	N	None		05/2023		
35823	YARRAGON	06/22/1978	Active	25	1	1	0.00%	25	0	1	Y	2	N	08/2018		
22811	YARRAM	04/09/1969	Active	10	0	0	0.00%	10		0	Y		N	11/2025		
44885	YINNAR & DIST	04/11/1985	Active	17	0	0	0.00%	17		5	Y		N	09/2023		

Clubs Cancelled Previous Fiscal Year – Clubs Cancelled within last 12 months may be reinstated

Club Number	Club Name	Charter Date	Current Status*	Cancellation Date
41049	BRIAGOLONG & DISTRICT	03/15/1982	Cancelled(8*)	12/30/2024
48185	BRUTHEN	02/29/1988	Cancelled(6*)	03/29/2025
148629	Casey South East United	10/13/2021	Cancelled(8*)	06/29/2025
22771	CRANBOURNE	10/16/1972	Cancelled(8*)	06/29/2025
142902	Maffra Lionesses	09/14/2020	Cancelled(6*)	08/29/2024
22794	ROSEBUD	12/26/1972	Cancelled(6*)	08/29/2024

Current Total Clubs Count	YTD New Clubs Count	YTD Cancelled Clubs Count	YTD Net Club Gain	Current Total Members Count	YTD Add	YTD Drop	YTD Net Growth	YTD Net Growth %	Member Count 12 Months Ago	Average Member Count Per Club	% of Clubs with less than 20 members	% No Officer Report in 12 Months	% of Clubs with balance 90+ days	Number of Clubs in Status Quo	% Status Quo Clubs in Financial Suspension	Number of Cancelled Clubs	Average Cancelled Club Age	Members Lost Due to Cancellation	% of Clubs Cancelled for Non-Financial Reasons
58	0	0	0	1,015	62	27	35	3.57%	1,012	18	66%	2%	21%	0	0%	0	0	0	0%

\* - P - Priority Club. Cancellation Reasons: 1-Objectives/conduct, 2-Non-active club, 5-Non-existing club, 6-Disbanding, 7-Merger, 8-Financial Suspension, 9-District/Multiple District Dues.

\*\* Red denotes below 15 active members.

\*\*\* Red denotes 20% + loss.

\*\*\*\* Y - all 3 (President, Secretary, Treasurer) club officers reported, N - not all 3 reported.

\*\*\*\*\* Abbreviation: N-New, IP-Immediate Past, R-Repeat.



# Club Health Assessment for District 201V5 through November 2025

			Status	Membership						Reports				Finance		LCIF
Club Number	Club Name	Charter Date	Times in Status Quo in Past 2 Years	Current Member Count **	YTD Members Added	YTD Members Dropped	YTD Net Growth% ***	Member Count 1 Year Ago	Dropped Members Avg.Length of Service	Months Since Membership Update	Current Officers Reported ****	Current President Repeated Term	VP Reported *****	Last Date Reported Service (mm/yyyy)	Account Balance	YTD Donations
Clubs less than two years old																
157616	Box Hill Silk Road	03/26/2024	Active	38	8	0	26.67%	23		2	Y	3	N	05/2025		\$1,020.00
Clubs more than two years old																
22964	ALEXANDRA	08/22/1972	Active	15	0	0	0.00%	13		0	Y		N	11/2025		
126033	Ashwood-Mt Waverley	10/21/2015	Active	15	0	1	-6.25%	17	3	1	Y	3	R	10/2025		
22764	BEAUMARIS	09/12/1972	Active	11	0	1	-8.33%	17	2	1	Y	7	R	11/2025		
Exc Award (06/30/2023)																
32554	BLACKBURN	06/28/1976	Active	32	3	2	3.23%	35	3	1	Y		IP	11/2025		\$3,251.25
Exc Award (06/30/2023, 06/30/2024)																
22969	BORONIA	04/26/1969	Active(1)	16	5	1	33.33%	13	0	4	Y	11		07/2025		
22340	BOROONDARA CENTRAL	04/05/1957	Active	16	0	0	0.00%	16		5	Y	2	R	11/2025		
58828	BOROONDARA GARDINERS CREEK	11/13/1996	Active	10	0	0	0.00%	9		1	Y	4		11/2024		
22970	BOX HILL	08/11/1960	Active	18	1	5	-18.18%	21	4	0	Y	3	N	11/2025		\$1,960.65
Exc Award (06/30/2020, 06/30/2023)																
62444	BRIGHTON	10/26/1999	Active	16	3	0	23.08%	20		4	Y		N	08/2025		
22971	BROADFORD	04/11/1972	Status Quo(4)	11	0	0	0.00%	12		5	Y		IP	11/2025	90+ Days	
22768	CARNEGIE	03/14/1969	Active	26	0	1	-3.70%	27	37	3	Y	2	R	10/2025		
Exc Award (06/30/2021)																
44886	CLARINDA	04/11/1985	Active(1)	4	0	2	-33.33%	6	3	1	N	None		09/2025		
22974	CROYDON MOOROOLBARK	11/11/1964	Active	24	0	2	-7.69%	28	38	2	Y	2		10/2025		\$1,307.10
22772	DANDENONG	11/19/1958	Active	30	0	0	0.00%	31		6	Y		N	07/2025		\$1,000.00
121514	Dandenong City	03/24/2014	Status Quo(1)	5	0	0	0.00%	5		6	N	None		09/2025	90+ Days	
Exc Award (06/30/2017)																
64756	DANDENONG SUPPER	10/29/2001	Active	27	2	0	8.00%	28		4	Y	2	N	11/2025		
22977	DIAMOND VALLEY L C	03/26/1973	Active	15	0	1	-6.25%	17	2	1	Y	2		11/2025		
Exc Award (06/30/2018)																
43101	DONVALE	10/11/1983	Active	17	1	1	0.00%	22	0	0	Y		IP	11/2025		
22976	DOOKIE	06/05/1973	Active	16	0	0	0.00%	17		3	Y		N	07/2025		
30935	EILDON	06/12/1975	Status Quo(2)	10	0	0	0.00%	10		17	Y	3		12/2024	90+ Days	



## Club Health Assessment for District 201V5 through November 2025

			Status	Membership						Reports				Finance	LCIF	
Club Number	Club Name	Charter Date	Times in Status Quo in Past 2 Years	Current Member Count **	YTD Members Added	YTD Members Dropped	YTD Net Growth% ***	Member Count 1 Year Ago	Dropped Members Avg.Length of Service	Months Since Membership Update	Current Officers Reported ****	Current President Repeated Term	VP Reported *****	Last Date Reported Service (mm/yyyy)	Account Balance	YTD Donations
32498	ELTHAM	06/28/1976	Active	14	1	2	-6.67%	17	1	0	Y		R	09/2025		
30245	EMERALD	02/17/1975	Active	14	4	0	40.00%	9		1	Y			10/2025		
22979	EUROA	08/01/1963	Active	22	2	0	10.00%	19		1	Y			07/2025		
22994	FOREST HILL INC	07/10/1969	Active	8	0	0	0.00%	8		6	N	None		10/2024		
Exc Award (06/30/2023)																
22983	HEALESVILLE	03/24/1961	Active	28	2	2	0.00%	29	3	1	Y		N	11/2025		
22998	HEATHMONT	12/07/1970	Active	10	0	0	0.00%	10		6	Y			08/2025		
33575	KINGLAKE	03/31/1977	Active	5	0	0	0.00%	5		6	Y	11		10/2024		
146884	Knox	06/21/2021	P- Active	0	0	3	-100.00%	14	14	1	N	None		02/2025		
22985	KYABRAM	06/05/1964	Active	20	0	2	-9.09%	23	11	0	Y	2		11/2025		
104240	LYNDHURST & DISTRICT	01/08/2009	Active	26	0	2	-7.14%	29	4	3	Y			10/2025		
108806	LYSTERFIELD	06/25/2010	Active	37	2	2	0.00%	35	5	1	Y			07/2025		
Exc Award (06/30/2016, 06/30/2020, 06/30/2022, 06/30/2023, 06/30/2024, 06/30/2025)																
22988	MARYSVILLE & DISTRICT	04/25/1973	Active	26	0	8	-23.53%	33	3	2	Y		N	08/2024		
140069	MELBOURNE ALL-ABILITIES	10/14/2019	Active	23	0	1	-4.17%	24	3	0	Y	2	R	10/2025		
Exc Award (06/30/2020, 06/30/2021, 06/30/2024)																
36155	Melbourne Deaf and Hard of Hearing	10/25/1978	Active	6	0	0	0.00%	8		6	Y	2	R	11/2025		
Exc Award (06/30/2016)																
154594	Melbourne Sikhs	06/05/2023	Active(2)	18	0	0	0.00%	18		17	N	None		10/2023		
22989	MERRIGUM	02/20/1973	Active	14	0	1	-6.67%	15	42	1	Y	2		10/2025		
50982	MITCHAM INSPIRANTE	10/09/1990	Active(1)	9	0	0	0.00%	10		1	Y		N	01/2025		
115753	MONASH	12/22/2011	Active	10	0	4	-28.57%	14	11	0	Y	4	N	10/2025		
Exc Award (06/30/2023, 06/30/2024)																
22784	MOORABBIN	03/07/1963	Active	14	0	1	-6.67%	16	1	4	Y			10/2025		\$328.08
22990	MOOROPNA	06/26/1972	Active	23	0	0	0.00%	25		6	Y	2	R	11/2024		
22785	MORDIALLOC-MENTONE	02/03/1964	Active	12	2	0	20.00%	10		3	Y	7	N	07/2025		
109121	NILLUMBIK	08/24/2010	Active	20	1	0	5.26%	20		1	Y		N	09/2025		
Exc Award (06/30/2023)																



# Club Health Assessment for District 201V5 through November 2025

			Status	Membership						Reports				Finance	LCIF	
Club Number	Club Name	Charter Date	Times in Status Quo in Past 2 Years	Current Member Count **	YTD Members Added	YTD Members Dropped	YTD Net Growth% ***	Member Count 1 Year Ago	Dropped Members Avg.Length of Service	Months Since Membership Update	Current Officers Reported ****	Current President Repeated Term	VP Reported *****	Last Date Reported Service (mm/yyyy)	Account Balance	YTD Donations
22789	NOBLE PARK-KEYSBOROUGH	04/21/1970	Active	11	0	0	0.00%	11		6	Y	2	N	09/2025	90+ Days	\$2,614.20
22993	NUNAWADING	10/13/1959	Active	26	1	1	0.00%	25	19	0	Y			11/2025		
Exc Award (06/30/2023)																
22790	OAKLEIGH	05/24/1966	Status Quo(4)	7	0	0	0.00%	7		24	N	None		02/2025		
34687	PARK ORCHARDS	11/07/1977	Active	25	0	1	-3.85%	27	15	4	Y		N	09/2025		
53595	ROWVILLE	08/15/1992	Active	18	1	0	5.88%	22		5	Y	3	N	11/2025	90+ Days	\$653.55
Exc Award (06/30/2023)																
22798	SANDRINGHAM	09/27/1966	Active	26	3	0	13.04%	23		0	Y	9	R	10/2025		
Exc Award (06/30/2023)																
52734	SEYMOUR GOULBURN	03/18/1992	Active	39	4	1	8.33%	35	6	0	Y		R	07/2025		
Exc Award (06/30/2018, 06/30/2020, 06/30/2022, 06/30/2023)															90+ Days	\$100.00
23000	SHEPPARTON	04/14/1961	Active	10	2	1	11.11%	11	64	0	Y	5	R	11/2025		
Exc Award (06/30/2023)																
149435	Shepparton Wanganui	01/11/2022	Active	14	0	0	0.00%	15		6	Y	3		03/2024		
155355	South Morang - Plenty Valley	08/01/2023	Status Quo(3)	12	1	0	9.09%	22		4	Y	2		08/2025		
45176	SOUTH VERMONT INC	06/24/1985	Active	23	0	0	0.00%	26		0	Y		N	11/2025	90+ Days	\$164.04
Exc Award (06/30/2020)																
43785	TALLYGARoopNA	04/12/1984	Active(1)	20	0	0	0.00%	22		6	Y	2		08/2024		
23004	TATURA	11/01/1971	Active	21	0	1	-4.55%	22	7	4	Y	2		11/2025		
111196	TOOLAMBA	05/26/2011	Active	25	5	0	25.00%	20		1	Y	3	R	09/2025		
22996	VERMONT INC	01/11/1974	Active	13	1	1	0.00%	13	26	2	Y		N	11/2025	90+ Days	\$164.04
36607	VIOLET TOWN	02/16/1979	Active(1)	11	0	0	0.00%	12		1	Y	3		10/2025		
22909	WANDONG-WALLAN L C	06/05/1973	Active	16	0	0	0.00%	14		6	Y			03/2025		
32250	WANTIRNA	05/18/1976	Active	21	2	0	10.53%	17		1	Y	2	R	10/2025		
Exc Award (06/30/2018, 06/30/2022)																
23010	WARRANTYTE	09/12/1972	Active	9	0	0	0.00%	9		4	Y	2	R	07/2025	90+ Days	\$164.04
22807	WAVERLEY INC.	08/19/1961	Active	22	0	2	-8.33%	24	3	1	Y		R	08/2025		
Exc Award (06/30/2018)																
55509	WHEELERS HILL	04/07/1994	Active	41	1	2	-2.38%	50	39	1	Y		N	10/2025		
Exc Award (06/30/2018, 06/30/2022, 06/30/2023, 06/30/2024)																



## Club Health Assessment for District 201V5 through November 2025

INTERNATIONAL

Club Number	Club Name	Charter Date	Status	Membership						Reports				Finance	LCIF				
			Times in Status Quo in Past 2 Years	Current Member Count **	YTD Members Added	YTD Members Dropped	YTD Net Growth% ***	Member Count 1 Year Ago	Dropped Members Avg.Length of Service	Months Since Membership Update	Current Officers Reported ****	Current President Repeated Term	VP Reported *****	Last Date Reported Service (mm/yyyy)	Account Balance	YTD Donations			
82391	WHEELERS HILL SOUTH EAST BUSINESS	05/20/2004	Active	26	3	2	4.00%	25	4	4	Y	2		11/2025					
23012	WHITTLESEA	11/25/1969	Active	27	0	0	0.00%	27		5	Y			11/2025					
Exc Award (06/30/2023)																			
Current Total Clubs Count	YTD New Clubs Count	YTD Cancelled Clubs Count	YTD Net Club Gain	Current Total Members Count	YTD Add	YTD Drop	YTD Net Growth	Member Count 12 Months Ago	Average Member Count Per Club	% of Clubs with less than 20 members	% No Officer Report in 12 Months	% of Clubs with balance 90+ days	Number of Clubs in Status Quo	% Status Quo Clubs in Financial Suspension	Number of Cancelled Clubs	Average Cancelled Club Age	Members Lost Due to Cancellation	% of Clubs Cancelled for Non-Financial Reasons	
66	0	0	0	1,194	61	57	4	0.34%	1,257	18	58%	8%	8%	5	100%	0	0	0	0%

\* - P - Priority Club. Cancellation Reasons: 1-Objectives/conduct, 2-Non-active club, 5-Non-existing club, 6-Disbanding, 7-Merger, 8-Financial Suspension, 9-District/Multiple District Dues.

\*\* Red denotes below 15 active members.

\*\*\* Red denotes 20% + loss.

\*\*\*\* Y - all 3 (President, Secretary, Treasurer) club officers reported, N - not all 3 reported.

\*\*\*\*\* Abbreviation: N-New, IP-Immediate Past, R-Repeat.



# Club Health Assessment for District 201V6 through November 2025

INTERNATIONAL

			Status	Membership					Reports				Finance		LCIF	
Club Number	Club Name	Charter Date	Times in Status Quo in Past 2 Years	Current Member Count **	YTD Members Added	YTD Members Dropped	YTD Net Growth***	Member Count 1 Year Ago	Dropped Members Avg.Length of Service	Months Since Membership Update	Current Officers Reported ****	Current President Repeated Term	VP Reported *****	Last Date Reported Service (mm/yyyy)	Account Balance	YTD Donations
Clubs more than two years old																
22962	ALBURY	04/15/1957	Active	17	0	0	0.00%	21		3	Y			09/2025		
	Exc Award (06/30/2018)															
22864	BARHAM KOONDROOK	05/17/1968	Active	23	0	0	0.00%	28		3	Y	2	R	10/2025		
	Exc Award (06/30/2016)															
30286	BAROOGA & DISTRICT	02/13/1975	Active	7	0	0	0.00%	9		5	N	3		11/2025		
22965	BEECHWORTH	04/20/1959	Active	9	0	0	0.00%	10		0	Y	2		11/2025		
	Exc Award (06/30/2016, 06/30/2021)															
22966	BENALLA	09/16/1957	Active	20	2	0	11.11%	24		1	Y			11/2025		\$653.55
	Exc Award (06/30/2018, 06/30/2022, 06/30/2024)															
22968	BERRIGAN	06/26/1973	Active	8	0	0	0.00%	9		5	Y	2		11/2025		
	Exc Award (06/30/2016)															
31672	BRIGHT	02/05/1976	Active	18	0	3	-14.29%	18	2	0	N	None		11/2025		
29657	CHILTERN	07/24/1974	Active	15	0	0	0.00%	16		6	Y	3		11/2025		
22972	COBRAM	09/14/1964	Active	16	1	1	0.00%	16	1	0	Y			11/2025		\$653.55
22873	COHUNA	12/06/1962	Active	21	0	1	-4.55%	26	1	3	Y		N	11/2025	90+ Days	
	Exc Award (06/30/2021)															
22973	COROWA	11/20/1959	Active	30	1	2	-3.23%	41	0	0	Y		N	11/2025		\$1,059.92
	Exc Award (06/30/2017, 06/30/2019)															
35414	CORRYONG	04/05/1978	Active	14	0	0	0.00%	14		15	Y	3	N	11/2025		
43257	CULCAIRN	12/08/1983	Active	14	0	1	-6.67%	15	5	4	Y			07/2025		
22876	DENILQUIN	11/01/1961	Active	15	1	1	0.00%	15	12	0	Y			11/2025		
	Exc Award (06/30/2018)															
41561	EAST LODDON	06/28/1982	Active	5	0	0	0.00%	5		6	Y	6		01/2025		\$253.03
22879	ECHUCA	08/25/1965	Active	28	0	3	-9.68%	30	3	1	N		R	10/2025		
61189	ELMORE	10/19/1998	Active	16	0	0	0.00%	16		15	Y	6		10/2025		
22981	FINLEY	03/18/1969	Active	25	1	3	-7.41%	28	8	0	Y		N	11/2025		\$163.39
124253	Glenrowan-Warby Ranges	02/24/2015	Active	8	2	0	33.33%	5		4	Y	3		11/2025	90+ Days	
29395	GUNBOWER	05/23/1974	Active	8	0	1	-11.11%	9	27	3	Y	12		10/2025		





## Club Health Assessment for District 201V6 through November 2025

INTERNATIONAL

			Status	Membership						Reports				Finance		LCIF
Club Number	Club Name	Charter Date	Times in Status Quo in Past 2 Years	Current Member Count **	YTD Members Added	YTD Members Dropped	YTD Net Growth% ***	Member Count 1 Year Ago	Dropped Members Avg.Length of Service	Months Since Membership Update	Current Officers Reported ****	Current President Repeated Term	VP Reported *****	Last Date Reported Service (mm/yyyy)	Account Balance	YTD Donations
34471	HENTY	09/28/1977	Active	14	0	0	0.00%	14		7	Y	2	R	11/2025		
	Exc Award (06/30/2022)															
22984	HOLBROOK	06/26/1973	Active	6	0	0	0.00%	8		6	Y			11/2025		
33374	JERILDERIE & DISTRICT L C	02/18/1977	Active	7	0	0	0.00%	7		13	Y	8		10/2025		
29658	KATAMATITE	07/15/1974	Active	17	0	0	0.00%	17		7	Y			09/2025		
	Exc Award (06/30/2024)															
22887	KERANG	04/30/1968	Active	21	0	2	-8.70%	23	4	1	Y	2	N	11/2025		
	Exc Award (06/30/2016, 06/30/2017, 06/30/2023)															
44570	KIEWA-TANGAMBALANGA	01/29/1985	Active	36	0	0	0.00%	34		3	Y		N	11/2025		
	Exc Award (06/30/2016, 06/30/2017)															
146031	Lake Mulwala	06/01/2021	Active	17	0	0	0.00%	20		5	Y		N	11/2025		
	Exc Award (06/30/2023)															
22986	LAVINGTON	06/16/1970	Active	44	2	1	2.33%	44	2	0	Y	2	R	11/2025		
	Exc Award (06/30/2019, 06/30/2024)															
35412	LEITCHVILLE	04/20/1978	Active	11	1	1	0.00%	11	47	3	Y	2		11/2025		
68719	LOCKHART	04/18/2003	Active	22	1	2	-4.35%	24	4	1	Y	4	R	11/2025		\$163.39
	Exc Award (06/30/2023, 06/30/2024)															
22891	LOCKINGTON	08/21/1973	Active	18	0	0	0.00%	22		6	Y			10/2025		
	Exc Award (06/30/2016, 06/30/2023)															
34047	MOAMA	06/08/1977	Active	16	0	1	-5.88%	18	18	2	Y		N	11/2025		
46655	MOYHU	11/04/1986	Active	10	0	0	0.00%	10		7	Y	2		11/2025		
43786	MURCHISON & DISTRICT	04/10/1984	Active	12	0	0	0.00%	11		6	Y			11/2025		
	Exc Award (06/30/2016)															
49704	MURRABIT & DIST	06/30/1989	Active	21	0	0	0.00%	24		4	Y	6		09/2025		
	Exc Award (06/30/2016)															
22992	MYRTLEFORD	04/03/1964	Active	33	0	0	0.00%	34		3	Y			11/2025		
32497	NATHALIA & DISTRICT	06/28/1976	Active	19	0	0	0.00%	19		14	Y	5		11/2025		
	Exc Award (06/30/2016)															
22995	NUMURKAH	06/10/1969	Active	24	2	3	-4.00%	28	24	0	N			11/2025		
	Exc Award (06/30/2017, 06/30/2018)															
33243	OAKLANDS & DISTRICT	01/19/1977	Active	8	0	2	-20.00%	10	15	3	Y	6		08/2025		




## Club Health Assessment for District 201V6 through November 2025

			Status	Membership						Reports				Finance		LCIF
Club Number	Club Name	Charter Date	Times in Status Quo in Past 2 Years	Current Member Count **	YTD Members Added	YTD Members Dropped	YTD Net Growth***	Member Count 1 Year Ago	Dropped Members Avg.Length of Service	Months Since Membership Update	Current Officers Reported ****	Current President Repeated Term	VP Reported *****	Last Date Reported Service (mm/yyyy)	Account Balance	YTD Donations
22900	PYRAMID HILL	03/27/1969	Cancelled(6*)	0	0	0	0.00%	6		5	N	None		11/2024		
22899	QUAMBATOOK	10/12/1971	Active	6	0	2	-25.00%	9	4	0	N	5		09/2023		
22902	ROCHESTER	04/16/1969	Active	29	0	2	-6.45%	27	1	4	Y		R	10/2025		\$19.68
	Exc Award (06/30/2023)															
29929	RUTHERGLEN	11/07/1974	Active	14	0	0	0.00%	11		5	Y		R	11/2025		
	Exc Award (06/30/2017, 06/30/2018)															
23003	STRATHMERTON	05/09/1973	Active	16	2	3	-5.88%	20	27	3	Y		N	11/2025		\$653.55
	Exc Award (06/30/2016, 06/30/2018)															
108095	THURGOONA & DISTRICT	04/13/2010	Active	9	2	0	28.57%	7		0	Y			11/2025		
	Exc Award (06/30/2016, 06/30/2017, 06/30/2023)															
30246	TOCUMWAL & DISTRICT	02/17/1975	Active	14	0	0	0.00%	11		5	Y	3	R	10/2025		
	Exc Award (06/30/2016, 06/30/2023)															
23006	TONGALA	08/24/1972	Active	30	0	3	-9.09%	35	3	1	Y		N	11/2025		
	Exc Award (06/30/2024)															
33576	TUNGAMAH & DISTRICT L C	03/24/1977	Active	29	4	1	11.54%	27	12	1	Y		N	11/2025		
	Exc Award (06/30/2018, 06/30/2019, 06/30/2022, 06/30/2023)															
23007	UPPER KIEWA VALLEY	10/26/1963	Active	17	3	0	21.43%	16		1	Y	2	R	10/2025		
34472	WALLA WALLA	09/09/1977	Active	11	2	0	22.22%	8		2	Y	2	N	10/2025		
	Exc Award (06/30/2018)															
46518	WALWA JINGELLIC	08/05/1986	Active	10	0	1	-9.09%	11	1	3	Y	3		11/2025		
	Exc Award (06/30/2018)															
23009	WANGARATTA	11/23/1955	Active	38	0	1	-2.56%	37	61	0	Y		N	09/2025		\$589.92
	Exc Award (06/30/2023)															
23011	WODONGA	06/08/1965	Active	34	0	0	0.00%	33		3	Y		N	11/2025		\$653.22
	Exc Award (06/30/2016, 06/30/2018)															
30978	YACKANDANDAH	06/24/1975	Active	18	2	1	5.88%	21	16	2	Y		N	11/2025		
23013	YARRAWONGA	09/14/1964	Active	26	1	0	4.00%	26		2	Y		N	11/2025		
	Exc Award (06/30/2016, 06/30/2019, 06/30/2024)															



Club Health Assessment for District 201V6 through November 2025

<div></div>						Status		Membership					Reports				Finance		LCIF	
						Times in Status Quo in Past 2 Years		Current Member Count **	YTD Members Added	YTD Members Dropped	YTD Net Growth***	Member Count 1 Year Ago	Dropped Members Avg.Length of Service	Months Since Membership Update	Current Officers Reported ****	Current President Repeated Term	VP Reported *****	Last Date Reported Service (mm/yyyy)	Account Balance	YTD Donations
Club Number	Club Name		Charter Date																	
Current Total Clubs Count	YTD New Clubs Count	YTD Cancelled Clubs Count	YTD Net Club Gain	Current Total Members Count	YTD Add	YTD Drop	YTD Net Growth	Member Count 12 Months Ago	Average Member Count Per Club	% of Clubs with less than 20 members	% No Officer Report in 12 Months	% of Clubs with balance 90+ days	Number of Clubs in Status Quo	% Status Quo Clubs in Financial Suspension	Number of Cancelled Clubs	Average Cancelled Club Age	Members Lost Due to Cancellation	% of Clubs Cancelled for Non-Financial Reasons		
54	0	1	-1	974	30	42	-12	-1.22%	1,038	18	65%	0%	4%	0	0%	1	56	0	100%	

\* - P - Priority Club. Cancellation Reasons: 1-Objectives/conduct, 2-Non-active club, 5-Non-existing club, 6-Disbanding, 7-Merger, 8-Financial Suspension, 9-District/Multiple District Dues.

\*\* Red denotes below 15 active members.

\*\*\* Red denotes 20% + loss.

\*\*\*\* Y - all 3 (President, Secretary, Treasurer) club officers reported, N - not all 3 reported.

\*\*\*\*\* Abbreviation: N-New, IP-Immediate Past, R-Repeat.



## Club Health Assessment for District 201V14 through November 2025

			Status	Membership					Reports					Finance	LCIF	
Club Number	Club Name	Charter Date	Times in Status Quo in Past 2 Years	Current Member Count **	YTD Members Added	YTD Members Dropped	YTD Net Growth% ***	Member Count 1 Year Ago	Dropped Members Avg.Length of Service	Months Since Membership Update	Current Officers Reported ****	Current President Repeated Term	VP Reported *****	Last Date Reported Service (mm/yyyy)	Account Balance	YTD Donations
Clubs less than two years old																
189115	Melbourne Business Alliance	08/15/2025	Active	20	20	0	100.00%	0		3	Y				90+ Days	
186999	Melbourne Sino-Scholars	07/21/2025	Active	21	21	0	100.00%	0		3	Y		N			
Clubs more than two years old																
122477	Alfredton Lucas	06/17/2014	Active	13	0	0	0.00%	10		5	Y	2		11/2025		
22515	BACCHUS MARSH	07/12/1972	Active	41	2	2	0.00%	44	54	1	N	None	R	09/2025	90+ Days	
22516	BALLAN	04/14/1972	Active	9	1	0	12.50%	8		5	Y	6		11/2025	90+ Days	
22517	BALLARAT	10/29/1960	Active	18	0	0	0.00%	20		9	N	None		03/2025		
22865	BENDIGO	01/16/1956	Active	20	0	0	0.00%	17		5	Y	4	N	11/2025		
22867	BEULAH	07/11/1973	Active	13	0	0	0.00%	15		7	Y	8	R	11/2025		
22868	BIRCHIP	09/09/1958	Active	8	0	0	0.00%	8		8	Y	2		09/2025		
38195	BRIM	03/19/1980	Active	9	0	0	0.00%	12		7	N	4	N	04/2020		
22869	BROADMEADOWS	05/22/1962	Active	1	0	0	0.00%	2		8	N	5		12/2024		
44569	BROWN HILL & DISTRICT	01/08/1985	Active	7	0	0	0.00%	12		1	Y			12/2024		
22870	BRUNSWICK	09/20/1961	Active	4	0	5	-55.56%	9	4	0	Y	2		05/2025		
31200	BUNINYONG MT HELEN	09/24/1975	Active(1)	26	0	0	0.00%	23		8	Y	2		10/2025		
40538	CARISBROOK	11/17/1981	Active	28	0	0	0.00%	32		5	Y	8	N	09/2025		
100428	CAROLINE SPRINGS AND DISTRICT	11/20/2007	Active	4	0	1	-20.00%	5	5	1	Y	5		11/2025		
22871	CASTLEMAINE DISTRICT L C	12/14/1971	Active	15	2	3	-6.25%	25	18	0	Y		IP	11/2025	90+ Days	
Exc Award (06/30/2024)																
33240	CHARLTON	01/13/1977	Active	20	3	2	5.26%	21	2	0	Y			11/2025		\$323.15
Exc Award (06/30/2020, 06/30/2021)																
22872	COBURG	08/15/1959	Active	2	0	0	0.00%	2		16	Y	10		09/2025		
22877	CRESWICK	11/20/1973	Active	12	0	0	0.00%	12		8	Y	6	N	11/2025		
40539	DIGGERS REST	11/02/1981	Active	13	0	0	0.00%	14		9	Y			11/2025		
22875	DONALD	08/31/1957	Active	21	4	4	0.00%	20	3	0	Y	2		11/2025		
31483	EAGLEHAWK	12/03/1975	Active	10	0	1	-9.09%	11	14	2	Y	3	N	04/2024		



## Club Health Assessment for District 201V14 through November 2025

			Status	Membership						Reports				Finance		LCIF
Club Number	Club Name	Charter Date	Times in Status Quo in Past 2 Years	Current Member Count **	YTD Members Added	YTD Members Dropped	YTD Net Growth% ***	Member Count 1 Year Ago	Dropped Members Avg.Length of Service	Months Since Membership Update	Current Officers Reported ****	Current President Repeated Term	VP Reported *****	Last Date Reported Service (mm/yyyy)	Account Balance	YTD Donations
22524	ESSENDON	03/18/1953	Active	14	0	1	-6.67%	14	3	0	Y	3		11/2025	90+ Days	
122114	Gisborne and District	05/09/2014	Active	18	2	0	12.50%	15		1	Y	3	N	11/2025		\$656.17
30287	GLENROY	02/28/1975	Active	14	1	0	7.69%	13		1	Y		N	11/2025		\$326.77
44311	HADDON & DIST	10/03/1984	Active	16	0	1	-5.88%	17	11	2	Y		R	10/2025		
44084	HARCOURT & DISTRICT L C	06/06/1984	Active	11	0	0	0.00%	8		7	Y	3	R	11/2025		
22884	HEATHCOTE	03/25/1971	Active	9	2	2	0.00%	10	9	1	Y	2		11/2025		\$642.81
52652	HEIDELBERG WARRINGAL	03/10/1992	Active	11	0	0	0.00%	10		3	Y	2		11/2025		\$653.55
47684	HUNTLY & EPSOM	08/03/1987	Active	10	0	0	0.00%	11		0	Y	6		11/2025		
22885	INGLEWOOD	09/06/1965	Active	10	0	3	-23.08%	11	6	0	Y		R	11/2025		
32827	KANGAROO FLAT	10/11/1976	Active	3	0	0	0.00%	3		11	Y	9		02/2025		
22889	KYNETON	08/17/1953	Active	13	1	0	8.33%	14		0	Y	2		11/2025		
36605	LAKE BOGA	02/08/1979	Active(1)	9	3	2	12.50%	10	5	0	Y			11/2025		
22890	LANCEFIELD ROMSEY	08/16/1973	Active	15	0	0	0.00%	14		1	Y	2		11/2025		\$328.68
48942	MAIDEN GULLY-MARONG	10/12/1988	Active(1)	24	0	1	-4.00%	26	4	3	Y		N	11/2025		\$1,307.30
29656	MALDON	07/18/1974	Active	13	3	5	-13.33%	15	10	0	Y		N	11/2025		
22892	MARYBOROUGH	07/01/1970	Active	10	0	0	0.00%	13		8	Y	2		11/2025		
134632	Melbourne Ausina	04/30/2018	Active	18	4	0	28.57%	16		1	Y		N	10/2025		
61177	MELBOURNE CHINESE	10/13/1998	Active	83	1	0	1.22%	78		2	Y		N	06/2025		\$1,968.50
Exc Award (06/01/2024, 06/30/2020, 06/30/2022, 06/30/2023)																
125232	Melbourne City-Southbank	06/18/2015	Active	7	0	0	0.00%	7		0	Y	4		08/2025		
139390	Melbourne Great Ocean	09/12/2019	Active(1)	24	0	0	0.00%	24		4	Y		N	11/2025		
22363	MELBOURNE HOST	03/19/1952	Active	12	0	0	0.00%	12		3	Y		N	06/2025		
22364	MELBOURNE MARKETS INC	05/17/1972	Active(1)	10	0	0	0.00%	10		14	N	5		02/2025		
130151	Melbourne Next Gen	03/03/2017	Active	19	2	0	11.76%	19		4	Y			06/2025		
Exc Award (06/30/2020, 06/30/2022)																
126005	Melbourne Sino Innovation Inc	10/22/2015	Active(1)	29	0	0	0.00%	42		5	Y		N	07/2024		
Exc Award (06/30/2018)																
22539	MELTON	12/17/1968	Active	8	0	0	0.00%	9		5	Y	2	R	11/2024		



# Club Health Assessment for District 201V14 through November 2025

			Status	Membership						Reports				Finance	LCIF	
Club Number	Club Name	Charter Date	Times in Status Quo in Past 2 Years	Current Member Count **	YTD Members Added	YTD Members Dropped	YTD Net Growth% ***	Member Count 1 Year Ago	Dropped Members Avg.Length of Service	Months Since Membership Update	Current Officers Reported ****	Current President Repeated Term	VP Reported *****	Last Date Reported Service (mm/yyyy)	Account Balance	YTD Donations
33110	MOUNT BOLTON & DISTRICT L C	12/21/1976	Active	27	3	1	8.00%	22	2	1	Y	4		10/2025	90+ Days	\$629.00
22893	NORTHCOTE	08/16/1962	Active	16	0	0	0.00%	22		0	Y		N	11/2025		
37971	NYAH DISTRICT L C	01/31/1980	Active	13	2	2	0.00%	12	32	2	Y	3	N	10/2025		
22895	OUYEN	11/21/1968	Active	12	1	0	9.09%	10		4	Y			08/2025		
22546	RAINBOW	06/24/1970	Active	16	0	2	-11.11%	18	19	1	Y	3	N	11/2025		
22901	RESERVOIR	07/07/1971	Active	5	0	0	0.00%	4		5	Y	9		05/2025		
33242	RIDDELLS CREEK	01/13/1977	Active	15	3	0	25.00%	12		1	Y	16		11/2025		
35623	ROBINVALE & DISTRICT L C	05/17/1978	Active(1)	9	0	0	0.00%	9		7	N	None		05/2022		
22905	SEA LAKE	03/13/1961	Active	7	0	0	0.00%	7		7	Y	16		06/2025		
22548	SEBASTOPOL & DISTRICT	05/09/1972	Active	21	0	0	0.00%	24		1	Y	2	N	11/2025		
Exc Award (06/30/2022, 06/30/2024)																
36606	SPEED	02/16/1979	Active	24	0	0	0.00%	26		5	Y	2	N	06/2025		
22904	ST ARNAUD	12/27/1971	Active	19	0	1	-5.00%	20	16	0	Y	2		11/2025		
66461	STATE PARLIAMENT VICTORIA	06/28/2002	Active	21	2	0	10.53%	19		1	Y		N	11/2025		
32249	STRATHFIELDSAYE	05/18/1976	Active	22	5	0	29.41%	15		0	Y		N	11/2025		
Exc Award (06/30/2018)																
64954	SUNBURY	01/24/2002	P- Active	0	0	0	0.00%	0		29	N	None		12/2022	90+ Days	
22908	SWAN HILL	11/04/1964	Active	13	0	0	0.00%	10		2	Y	3		11/2025		\$976.69
108750	TAYLORS LAKES	06/22/2010	Active	28	4	1	12.00%	24	1	4	Y		N	07/2025		\$161.58
Exc Award (06/30/2021)																
44218	TRENTHAM	08/31/1984	Active	24	3	2	4.35%	23	16	1	Y		N	11/2025		\$964.22
40168	ULTIMA	06/30/1981	Active	9	1	0	12.50%	8		2	Y		IP	11/2025		
122027	Victoria Quilters	04/28/2014	Active	10	0	3	-23.08%	14	6	0	Y	2	N	09/2025		\$100.00
22910	WARRACKNABEAL	12/10/1964	Active	22	0	1	-4.35%	21	30	3	Y		N	06/2025		
35624	WEDDERBURN	05/10/1978	Active	26	0	0	0.00%	27		5	Y			11/2025		
22555	WENDOUREE	10/21/1970	Active	3	0	0	0.00%	3		7	Y	5		05/2023		
22911	WOODEND	08/15/1972	Active	9	0	0	0.00%	9		8	Y	13		11/2025		\$642.81
22912	WOOMELANG	04/30/1969	Active	21	0	1	-4.55%	22	56	3	Y	5		10/2025		



# Club Health Assessment for District 201V14 through November 2025

INTERNATIONAL

						Status		Membership				Reports				Finance		LCIF		
						Times in Status Quo in Past 2 Years		Current Member Count **	YTD Members Added	YTD Members Dropped	YTD Net Growth% ***	Member Count 1 Year Ago	Dropped Members Avg.Length of Service	Months Since Membership Update	Current Officers Reported ****	Current President Repeated Term	VP Reported *****	Last Date Reported Service (mm/yyyy)	Account Balance	YTD Donations
Club Number	Club Name		Charter Date			Active		24	0	2	-7.69%	25	47	1	Y		N	11/2025		
22913	WYCHEPROOF		10/01/1962																	
Current Total Clubs Count	YTD New Clubs Count	YTD Cancelled Clubs Count	YTD Net Club Gain	Current Total Members Count	YTD Add	YTD Drop	YTD Net Growth	YTD Net Growth %	Member Count 12 Months Ago	Average Member Count Per Club	% of Clubs with less than 20 members	% No Officer Report in 12 Months	% of Clubs with balance 90+ days	Number of Clubs in Status Quo	% Status Quo Clubs in Financial Suspension	Number of Cancelled Clubs	Average Cancelled Club Age	Members Lost Due to Cancellation	% of Clubs Cancelled for Non-Financial Reasons	
74	2	0	2	1,161	96	49	47	4.22%	1,149	16	69%	1%	11%	0	0%	0	0	0	0%	

\* - P - Priority Club. Cancellation Reasons: 1-Objectives/conduct, 2-Non-active club, 5-Non-existing club, 6-Disbanding, 7-Merger, 8-Financial Suspension, 9-District/Multiple District Dues.

\*\* Red denotes below 15 active members.

\*\*\* Red denotes 20% + loss.

\*\*\*\* Y - all 3 (President, Secretary, Treasurer) club officers reported, N - not all 3 reported.

\*\*\*\*\* Abbreviation: N-New, IP-Immediate Past, R-Repeat.



# Club Health Assessment for District 201WA through November 2025

			Status	Membership						Reports				Finance	LCIF	
Club Number	Club Name	Charter Date	Times in Status Quo in Past 2 Years	Current Member Count **	YTD Members Added	YTD Members Dropped	YTD Net Growth% ***	Member Count 1 Year Ago	Dropped Members Avg.Length of Service	Months Since Membership Update	Current Officers Reported ****	Current President Repeated Term	VP Reported *****	Last Date Reported Service (mm/yyyy)	Account Balance	YTD Donations
Clubs less than two years old																
157229	Western Australia Lions Diabetes	02/12/2024	Active	22	2	7	-18.52%	27	1	0	Y	3	R	09/2025		
Clubs more than two years old																
22914	ALBANY	01/28/1965	Active	12	0	0	0.00%	11		6	Y	2	R	01/2025		
28062	ALBANY SOUTH COAST	02/14/1974	Active	16	0	1	-5.88%	18	4	1	Y	4	R	02/2025		
22916	ARMADALE KELMSCOTT	08/09/1971	Active	27	3	1	8.00%	20	3	0	Y			11/2025		
117214	ATWELL	06/20/2012	Active	18	0	0	0.00%	20		5	Y	2	R	05/2025		\$809.55
58511	AUSTRALIND	06/27/1996	Active	22	1	1	0.00%	27	17	2	Y		N	11/2025		
Exc Award (06/30/2017)																
43651	BALDIVIS	03/09/1984	Active	15	0	2	-11.76%	15	3	0	Y	2	N	09/2025		\$169.87
Exc Award (06/30/2017)																
49355	BALLAJURA	03/31/1989	Active	15	0	2	-11.76%	17	32	2	Y	4	R	08/2024		\$359.45
Exc Award (06/30/2017, 06/30/2018)																
51957	BASSENDEAN	08/13/1991	Active	8	2	2	0.00%	9	25	2	Y	3	N	12/2024		
33887	BENCUBBIN & DISTRICTS L C	05/05/1977	Active	7	0	0	0.00%	7		4	Y	3	R	01/2025		
31577	BODDINGTON	01/16/1976	Active	27	0	0	0.00%	26		3	Y	9		07/2025		
22919	BOORAGOON	05/11/1973	Active	22	0	0	0.00%	22		4	Y	2	N	11/2025	90+ Days	
Exc Award (06/30/2022, 06/30/2023)																
22920	BOYANUP INC	03/06/1973	Active	13	2	2	0.00%	13	10	3	Y	2		10/2025		
40203	BOYUP BROOK	06/30/1981	Active	10	0	0	0.00%	8		5	Y	6		12/2024		
38702	BRIDGETOWN	06/30/1980	Active	13	0	0	0.00%	11		6	Y			03/2022		\$969.46
22723	BROOME	12/27/1971	Active	19	0	2	-9.52%	22	6	1	Y	3		10/2025		
22922	BRUNSWICK JUNCTION	04/07/1970	Active	29	1	2	-3.33%	31	12	0	Y	2	N	07/2025		
22923	BULL CREEK L C	05/27/1970	Active	12	0	0	0.00%	12		8	Y	2	R	07/2025		
22926	BUSSELTON	05/31/1966	Active	57	1	0	1.79%	57		3	Y		R	07/2025		
Exc Award (06/30/2016, 06/30/2017, 06/30/2019, 06/30/2020)																
33889	CANNING CITY INC	05/18/1977	Active	24	0	1	-4.00%	25	44	0	Y		N	07/2025		
55309	CARNAMAH	02/14/1994	Active	5	0	0	0.00%	5		16	Y	2		07/2021		





# Club Health Assessment for District 201WA through November 2025

			Status	Membership						Reports				Finance	LCIF	
Club Number	Club Name	Charter Date	Times in Status Quo in Past 2 Years	Current Member Count **	YTD Members Added	YTD Members Dropped	YTD Net Growth% ***	Member Count 1 Year Ago	Dropped Members Avg.Length of Service	Months Since Membership Update	Current Officers Reported ****	Current President Repeated Term	VP Reported *****	Last Date Reported Service (mm/yyyy)	Account Balance	YTD Donations
22724	CARNARVON	10/29/1965	Active	12	0	0	0.00%	11		3	Y			01/2025		
22758	CITY OF PERTH HOST LC	09/22/1962	Active	9	0	0	0.00%	9		6	Y			12/2024		
45179	CLAREMONT NEDLANDS	06/27/1985	Active	20	1	0	5.26%	19		5	Y			10/2025		
22929	COLLIE	05/09/1966	Active	0	0	27	-100.00%	27	16	0	N	None		03/2025		
44764	COWARAMUP	03/28/1985	Active	28	3	2	3.70%	25	22	0	Y			09/2025		
43787	CUNDERDIN	04/09/1984	Active	17	0	0	0.00%	18		7	Y	2		01/2025		
47026	DALWALLINU & DIST	03/09/1987	Active	6	0	0	0.00%	7		5	Y			12/2022		
22930	DARDANUP	12/29/1971	Active	28	0	3	-9.68%	32	3	0	Y	2	N	11/2025		
22931	DENMARK	11/26/1973	Active	13	0	2	-13.33%	16	27	4	Y			11/2025		
43529	DONGARA DENISON	02/10/1984	Active	24	0	0	0.00%	22		2	Y	4	N	11/2025		
41050	DONNYBROOK	03/18/1982	Active	11	1	0	10.00%	12		4	Y	2		05/2021		
Exc Award (06/30/2017)																
29595	DUNCRAIG	06/07/1974	Active	30	2	0	7.14%	32		0	N			10/2025		
Exc Award (06/30/2018, 06/30/2019)																
38496	DUNSBOROUGH	05/20/1980	Active	30	0	0	0.00%	27		7	Y		N	09/2025		\$1,307.10
29317	EATON	05/03/1974	Active	19	1	2	-5.00%	21	5	2	Y	2		11/2025		
65266	ELLENBROOK	04/23/2002	Active	13	5	6	-7.14%	14	20	0	Y	2	N	11/2025		\$230.56
22932	ESPERANCE	04/23/1968	Active	19	2	0	11.76%	16		3	Y	2	N	11/2025	90+ Days	
101638	FALCON INC	03/31/2008	Active	37	3	1	5.71%	37	17	2	Y		R	11/2025		
22750	FLOREAT	08/03/1965	Active	23	2	0	9.52%	20		1	Y	2		03/2024		\$653.55
22934	FREMANTLE	02/21/1964	Active	14	0	0	0.00%	12		8	Y	2	R	12/2024		
22933	FREMANTLE EAST FREMANTLE	04/28/1972	Active	9	0	0	0.00%	8		6	Y	14	R	11/2024		\$323.15
22731	GERALDTON	12/08/1965	Active	9	0	0	0.00%	9		30	N	None		02/2021	90+ Days	
31873	GINGIN CHITTERING	03/18/1976	Active	12	0	1	-7.69%	12	8	3	Y	2		10/2025		
38819	GIRRAWHEEN L C	07/07/1980	Active	21	3	0	16.67%	19		4	Y	2	R	08/2024		
22927	GOSNELLS	07/16/1969	Active	24	2	0	9.09%	26		0	Y		N	11/2025		
102028	HANNANS GOLDFIELDS	05/23/2008	Active	11	1	0	10.00%	10		1	Y	4		11/2025		\$150.00
144465	Harrisdale Piara Waters	04/19/2021	Active	11	0	0	0.00%	12		5	N	5		06/2025		



## Club Health Assessment for District 201WA through November 2025

			Membership							Reports				Finance		LCIF		
Club Number	Club Name	Charter Date	Times in Status Quo in Past 2 Years	Current Member Count **	YTD Members Added	YTD Members Dropped	YTD Net Growth% ***	Member Count 1 Year Ago	Dropped Members Avg.Length of Service	Months Since Membership Update	Current Officers Reported ****	Current President Repeated Term	VP Reported *****	Last Date Reported Service (mm/yyyy)	Account Balance	YTD Donations		
40540	HARVEY	11/17/1981	Active	19	0	2	-9.52%	21	13	0	Y		IP	12/2024	90+ Days			
35415	HYDEN	04/12/1978	Active	13	0	0	0.00%	14		8	Y	2		08/2025				
61934	JANDAKOT LAKES	05/17/1999	Active(1)	4	0	0	0.00%	4		15	N	None		12/2022				
35625	JERRAMUNGUP	05/26/1978	Active	15	0	0	0.00%	15		16	Y	8		07/2024				
22935	KALAMUNDA	05/21/1968	Active	13	0	0	0.00%	16		8	Y	3		04/2024				
22735	KALGOORLIE	06/01/1967	Active	7	1	0	16.67%	9		3	Y			11/2025				
22936	KATANNING	03/12/1973	Active	12	0	2	-14.29%	12	0	3	Y		IP	11/2025				
50959	KINGSLEY-WOODVALE	09/25/1990	Active	19	1	1	0.00%	17	1	2	Y	5	R	10/2025				
36746	KOJONUP	03/08/1979	Active	21	0	0	0.00%	20		6	Y			05/2025				
22938	KONDININ	09/13/1973	Active	8	0	0	0.00%	7		2	Y	4		03/2025				
22939	KULIN	12/05/1972	Active	13	1	0	8.33%	12		2	Y	4		09/2018	90+ Days			
22940	KWINANA	03/28/1968	Active	18	3	0	20.00%	14		2	Y	2	N	01/2025				
Exc Award (06/30/2018)																		
22941	LAKE GRACE	11/13/1969	Active	11	0	0	0.00%	11		5	Y	4		06/2024				
95278	LANCELIN AND DISTRICTS	01/30/2006	Active	10	1	1	0.00%	12	1	2	Y	4	N	09/2023				
41839	LEEMING & DIST	09/23/1982	Active	11	0	0	0.00%	12		8	Y	2	N	10/2025				
22942	LEEUWIN	10/12/1971	Active	31	4	4	0.00%	34	1	2	Y			11/2020				
22943	MANDURAH	06/07/1971	Active	53	10	1	20.45%	51	1	1	Y			10/2025				
Exc Award (06/30/2024)																		
22944	MANJIMUP	05/05/1968	Active	29	22	3	190.00%	8	6	0	Y		N	11/2025				
99495	MARGARET RIVER	05/30/2007	Active	27	0	1	-3.57%	26	3	2	N	2		04/2024		\$65.74		
Exc Award (06/30/2023)																		
59621	MOORA	05/15/1997	Active	21	0	1	-4.55%	18	2	1	Y	2		10/2025				
22948	MT BARKER	12/11/1969	Active	30	3	0	11.11%	25		1	Y	2	N	03/2024				
42210	NANNUP	01/21/1983	Active	15	4	2	15.38%	14	0	1	Y	4		07/2022				
36403	NAREMBEEN	12/29/1978	Active(1)	12	1	1	0.00%	7	9	3	Y	2	R	08/2025				
22950	NARROGIN	06/13/1968	Active	33	0	0	0.00%	34		7	Y			06/2025				
22745	NEWMAN	10/05/1971	Active(1)	7	0	0	0.00%	9		6	Y	12		08/2024				
40668	NORANDA	12/01/1981	Active	24	7	3	20.00%	20	12	0	Y		N	11/2025				\$50.00



## Club Health Assessment for District 201WA through November 2025

			Status	Membership						Reports				Finance	LCIF	
Club Number	Club Name	Charter Date	Times in Status Quo in Past 2 Years	Current Member Count **	YTD Members Added	YTD Members Dropped	YTD Net Growth% ***	Member Count 1 Year Ago	Dropped Members Avg.Length of Service	Months Since Membership Update	Current Officers Reported ****	Current President Repeated Term	VP Reported *****	Last Date Reported Service (mm/yyyy)	Account Balance	YTD Donations
107810	NORTH BEACH	03/26/2010	Active	25	1	0	4.17%	22		2	Y	3	R	09/2025	90+ Days	
22951	NORTHAM	05/21/1968	Active	36	3	1	5.88%	32	21	1	Y		R	09/2025		
Exc Award (06/30/2016)																
22747	NORTHAMPTON	08/20/1970	Active	22	0	0	0.00%	23		6	Y			01/2021		
41840	PINGRUP	09/27/1982	Active	12	0	0	0.00%	12		41	N	None				
22952	PINJARRA	01/03/1974	Active	18	2	3	-5.26%	17	0	2	Y	3	N	10/2025		
60305	PORT KENNEDY	01/20/1998	Active	14	1	1	0.00%	18	34	1	Y		IP	07/2025		
Exc Award (06/30/2018, 06/30/2019)																
22954	ROCKINGHAM	03/23/1967	Active	20	0	1	-4.76%	24	3	1	Y	3	N	07/2025		
31486	SERPENTINE-JARRAHDALE	12/15/1975	Active	11	0	2	-15.38%	15	2	2	N	3	N	01/2025		
22955	SOUTH PERTH	10/26/1965	Active	20	1	2	-4.76%	22	17	1	Y	3	R	12/2024		\$196.06
22756	STIRLING	03/23/1971	Active	16	0	0	0.00%	18		11	Y			07/2025		
Exc Award (06/30/2018)																
35089	TAMBELLUP	02/02/1978	Active	16	1	1	0.00%	14	47	3	Y			08/2025		\$646.31
22759	THREE SPRINGS	01/09/1973	Active	10	1	0	11.11%	9		2	Y			11/2025		
32747	TOODYAY	09/14/1976	Active	19	4	0	26.67%	14		1	Y			10/2025		
140866	Vasse	02/28/2020	Active	30	1	1	0.00%	33	3	4	Y	4	R	08/2024		
Exc Award (06/30/2022)																
22958	VICTORIA PARK	04/17/1963	Active	20	3	7	-16.67%	23	2	1	Y	4		01/2024		\$649.92
22959	WAGIN	05/03/1966	Active	16	0	0	0.00%	16		20	Y	3		01/2022		
37264	WANDERING	06/14/1979	Active	21	1	0	5.00%	20		1	Y	2	N	11/2025		
22761	WANNEROO	05/03/1971	Active	17	0	0	0.00%	13		7	Y			07/2023		
22960	WAROONA	03/18/1969	Active	21	0	0	0.00%	25		5	Y	3	N	03/2025	90+ Days	
Exc Award (06/30/2017, 06/30/2018)																
153745	Western Australia Multicultural	03/02/2023	Active	30	3	0	11.11%	34		1	Y	4	R	06/2025	90+ Days	
37709	WHITFORD	11/21/1979	Active	11	1	2	-8.33%	11	1	2	Y		R	10/2025		



# Club Health Assessment for District 201WA through November 2025

INTERNATIONAL

						Status		Membership					Reports				Finance		LCIF	
						Times in Status Quo in Past 2 Years		Current Member Count **	YTD Members Added	YTD Members Dropped	YTD Net Growth***	Member Count 1 Year Ago	Dropped Members Avg.Length of Service	Months Since Membership Update	Current Officers Reported ****	Current President Repeated Term	VP Reported *****	Last Date Reported Service (mm/yyyy)	Account Balance	YTD Donations
Club Number	Club Name		Charter Date																	
Current Total Clubs Count	YTD New Clubs Count	YTD Cancelled Clubs Count	YTD Net Club Gain	Current Total Members Count	YTD Add	YTD Drop	YTD Net Growth	Member Count 12 Months Ago	Average Member Count Per Club	% of Clubs with less than 20 members	% No Officer Report in 12 Months	% of Clubs with balance 90+ days	Number of Clubs in Status Quo	% Status Quo Clubs in Financial Suspension	Number of Cancelled Clubs	Average Cancelled Club Age	Members Lost Due to Cancellation	% of Clubs Cancelled for Non-Financial Reasons		
94	0	0	0	1,724	119	110	9	0.52%	1,733	18	61%	3%	9%	0	0%	0	0	0	0%	

\* - P - Priority Club. Cancellation Reasons: 1-Objectives/conduct, 2-Non-active club, 5-Non-existing club, 6-Disbanding, 7-Merger, 8-Financial Suspension, 9-District/Multiple District Dues.

\*\* Red denotes below 15 active members.

\*\*\* Red denotes 20% + loss.

\*\*\*\* Y - all 3 (President, Secretary, Treasurer) club officers reported, N - not all 3 reported.

\*\*\*\*\* Abbreviation: N-New, IP-Immediate Past, R-Repeat.